

# Independence Day Picture Patterns (I)

Cut and paste a picture that continues each pattern.

1.



2.



3.




4.






5.



6.



## Cut-outs




Images from OpenClipart.org

Math-Drills.com


# Independence Day Picture Patterns (I) Answers

Cut and paste a picture that continues each pattern.

1.



2.



3.




4.



5.



6.



Cut-outs

