

Name: _____

Date: _____

1. Timeline of Canada



Mark the approximate location of these important dates in Canadian history on the timeline:



1965 New Canadian flag flown for the first time.



1905 Alberta and Saskatchewan become provinces.



1982 Canada gets its own Constitution.



1999 Nunavut becomes a territory of Canada.

2.



The Canada 150 logo is made up of a number of shapes. Which one of the following is the predominant (most common) shape?

Triangle: 3-sided.

Square: 4 sides. All sides equal. Square angles.

Rectangle: 4 sides. Opposite sides equal. Square angles.

Diamond/Rhombus: 4 sides. All sides equal.

Kite: 4 sides. Two-pairs of equal adjacent sides.

Trapezoid: 4 sides. Opposite sides parallel.

3. Arrange 150 dots in a rectangular pattern in the space below.

Name: _____

Date: _____

4. In the space below, write an addition question with a sum of 150, a subtraction question with a difference of 150, a multiplication question with a product of 150, and a division question with a quotient of 150.

5.



The logo for Canada's Centennial (100 years) was made up of a number of shapes. Which one of the following is the predominant (most common) shape?

Triangle: 3-sided.

Square: 4 sides. All sides equal. Square angles.

Rectangle: 4 sides. Opposite sides equal. Square angles.

Diamond/Rhombus: 4 sides. All sides equal.

Kite: 4 sides. Two-pairs of equal adjacent sides.

Trapezoid: 4 sides. Opposite sides parallel.

6. Canada includes 10 provinces, 3 territories, 2 official languages, all in 1 great country! Make an expression that evaluates to 150 that uses exactly one addition sign, one subtraction sign, one multiplication sign, one division sign, one exponent and the numbers 10, 3, 2 and 1 at least once each. No other numbers may be used. You may use as many parentheses as you like, but you may not copy the example

Example: $10^2 \div 2 \times 3 - 1 + 1 = 150$

Canada 150 Math (Page 3 of 4)

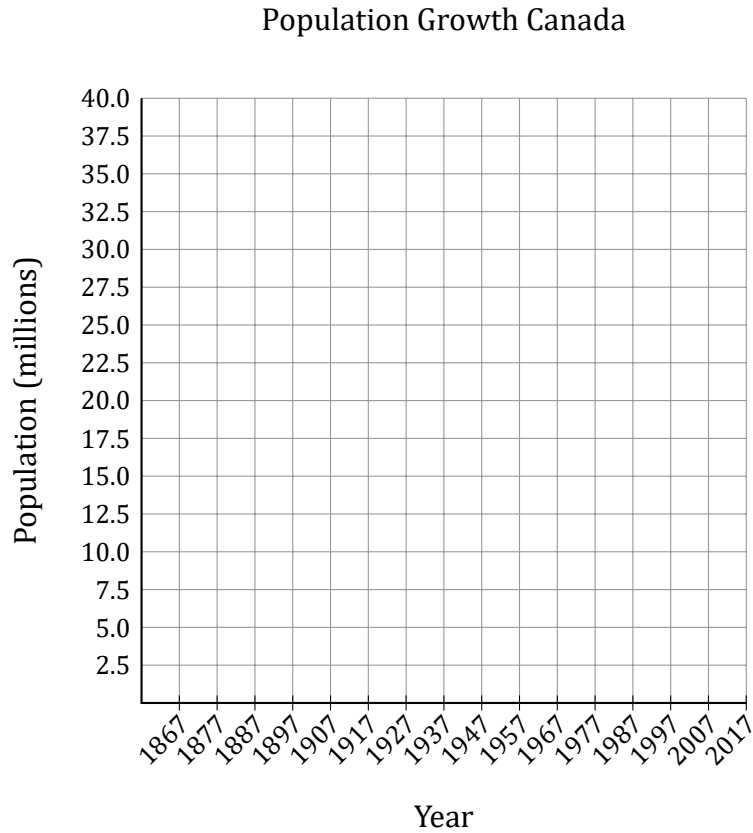
Name: _____

Date: _____

7. Complete the line graph showing Canada's population growth from 1867 to 2017.

Year	Population
1867	3,463,000
1877	4,064,000
1887	4,626,000
1897	5,122,000
1907	6,411,000
1917	8,060,000
1927	9,637,000
1937	11,045,000
1947	12,551,000
1957	16,610,000
1967	20,500,000
1977	23,727,000
1987	26,449,000
1997	29,965,000
2007	33,115,000
2017	36,290,000

Source: Wikipedia



8. Write out the factors and the first 10 multiples of 150.

Factors: _____.

Multiples: _____.

9. The Prime Minister of Canada rode his bicycle, 150 kilometres, 150 metres, 150 decimetres, 150 centimetres and 150 millimetres. How many metres did he ride all together?

Canada 150 Math (Page 4 of 4)

Name: _____

Date: _____

10. Answer each question below the map.



Image of Map of Canada from Wikimedia Commons.

In which province is grid reference J8? _____

In which grid reference is Yellowknife? _____

Which map feature can you find from grid reference H2 to M2? _____

In which province is grid reference B7? _____

In which grid references is the border between Saskatchewan and Manitoba?

Which city can you find at grid reference R5? _____

How many grid references include Ontario? _____





Name: _____

Date: _____

1. Timeline of Canada



Mark the approximate location of these important dates in Canadian history on the timeline:

-  **1965** New Canadian flag flown for the first time.
-  **1905** Alberta and Saskatchewan become provinces.
-  **1982** Canada gets its own Constitution.
-  **1999** Nunavut becomes a territory of Canada.

2.



The Canada 150 logo is made up of a number of shapes. Which one of the following is the predominant (most common) shape?

Triangle: 3-sided.

Square: 4 sides. All sides equal. Square angles.

Rectangle: 4 sides. Opposite sides equal. Square angles.


Diamond/Rhombus: 4 sides. All sides equal.

Kite: 4 sides. Two-pairs of equal adjacent sides.

Trapezoid: 4 sides. Opposite sides parallel.

3. Arrange 150 dots in a rectangular pattern in the space below.

Answers may vary.



Name: _____

Date: _____

4. In the space below, write an addition question with a sum of 150, a subtraction question with a difference of 150, a multiplication question with a product of 150, and a division question with a quotient of 150.

Answers will vary. Sample answers below.

$$\begin{array}{r} 75 \\ + 75 \\ \hline 150 \end{array}$$

$$\begin{array}{r} 475 \\ - 325 \\ \hline 150 \end{array}$$

$$\begin{array}{r} 75 \\ \times 2 \\ \hline 150 \end{array}$$

$$3 \overline{)450}$$

5.



The logo for Canada's Centennial (100 years) was made up of a number of shapes. Which one of the following is the predominant (most common) shape?

Triangle: 3-sided.

Square: 4 sides. All sides equal. Square angles.

Rectangle: 4 sides. Opposite sides equal. Square angles.

Diamond/Rhombus: 4 sides. All sides equal.

Kite: 4 sides. Two-pairs of equal adjacent sides.

Trapezoid: 4 sides. Opposite sides parallel.

6. Canada includes 10 provinces, 3 territories, 2 official languages, all in 1 great country! Make an expression that evaluates to 150 that uses exactly one addition sign, one subtraction sign, one multiplication sign, one division sign, one exponent and the numbers 10, 3, 2 and 1 at least once each. No other numbers may be used. You may use as many parentheses as you like, but you may not copy the example

Example: $10^2 \div 2 \times 3 - 1 + 1$

Answers may vary. Some possibilities:

$$((2 + 3)^2 - 10) \times 10 \div 1$$

$$(3^3 - 2) \times (10 \div 2 + 1)$$

$$((10 - 3)^2 + 1 \div 1) \times 3$$

Canada 150 Math Answers (Page 3 of 4)

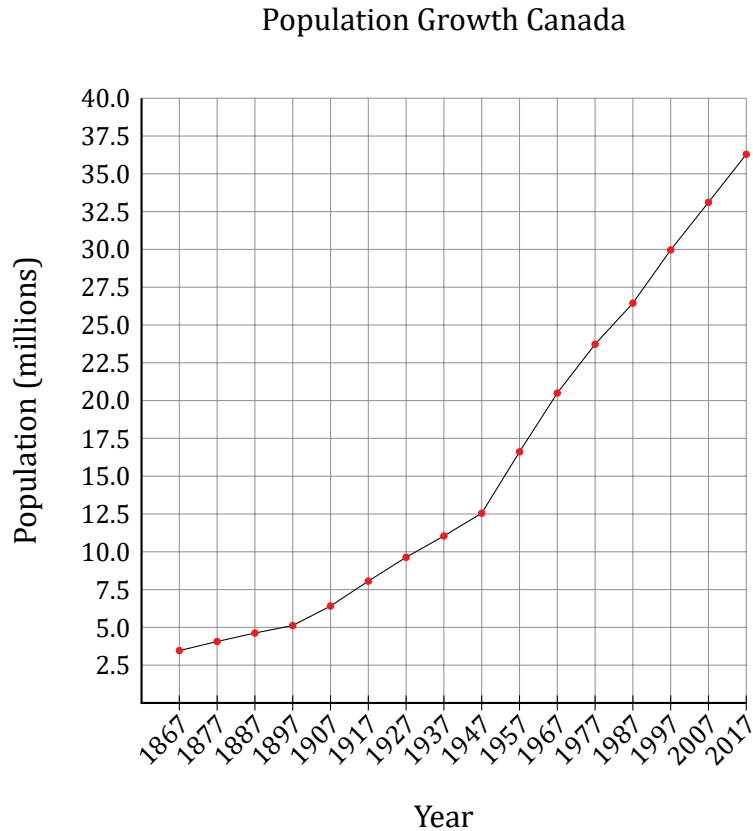
Name: _____

Date: _____

7. Complete the line graph showing Canada's population growth from 1867 to 2017.

Year	Population
1867	3,463,000
1877	4,064,000
1887	4,626,000
1897	5,122,000
1907	6,411,000
1917	8,060,000
1927	9,637,000
1937	11,045,000
1947	12,551,000
1957	16,610,000
1967	20,500,000
1977	23,727,000
1987	26,449,000
1997	29,965,000
2007	33,115,000
2017	36,290,000

Source: Wikipedia



8. Write out the factors and the first 10 multiples of 150.

Factors: 1 , 2 , 3 , 5 , 6 , 10 , 15 , 25 , 30 , 50 , 75 , 150 .

Multiples: 150 , 300 , 450 , 600 , 750 , 900 , 1050 , 1200 , 1350 , 1500 .

9. The Prime Minister of Canada rode his bicycle, 150 kilometres, 150 metres, 150 decimetres, 150 centimetres and 150 millimetres. How many metres did he ride all together?

Converting all of the measurements to metres, you get, $150,000 \text{ m} + 150 \text{ m} + 15.0 \text{ m} + 1.50 \text{ m} + 0.15 \text{ m} = 150,166.65 \text{ m}$.

Canada 150 Math Answers (Page 4 of 4)

Name: _____

Date: _____

10. Answer each question below the map.



Image of Map of Canada from Wikimedia Commons.

In which province is grid reference J8? Manitoba

In which grid reference is Yellowknife? G11

Which map feature can you find from grid reference H2 to M2? The Scale

In which province is grid reference B7? British Columbia

In which grid references is the border between Saskatchewan and Manitoba?
15, 16, 17, 18, 19, 110

Which city can you find at grid reference R5? Quebec City

How many grid references include Ontario? 28