


Canada Day Picture Patterns (H)

Cut and paste a picture that continues each pattern.


1.



2.




3.




4.




5.



6.



Cut-outs




Images from OpenClipart.org

Math-Drills.com


Canada Day Picture Patterns (H) Answers

Cut and paste a picture that continues each pattern.


1.



2.



3.




4.



5.



6.



Cut-outs

