









# Canada Day Picture Patterns (E)

Cut and paste a picture that continues each pattern.







1.      

2.      


3.      

4.      

5.      

6.      

## Cut-outs





Images from [OpenClipart.org](http://OpenClipart.org)


Math-Drills.com

# Canada Day Picture Patterns (E) Answers

Cut and paste a picture that continues each pattern.



Cut-outs



Images from OpenClipart.org

Math-Drills.com