

# Canada Day Picture Patterns (F)

Cut and paste a picture that continues each pattern.







1.      

2.      

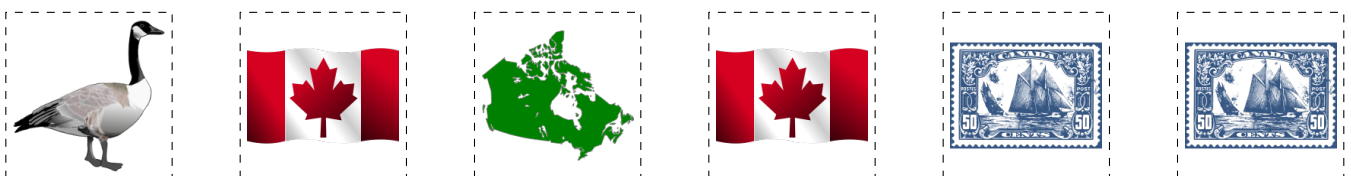
3.      

4.      

5.      

6.      

## Cut-outs




Images from OpenClipart.org

Math-Drills.com

# Canada Day Picture Patterns (F) Answers

Cut and paste a picture that continues each pattern.



## Cut-outs

