


Canada Day Picture Patterns (A)

Cut and paste a picture that continues each pattern.

1.




2.



3.



4.






5.



6.





Cut-outs

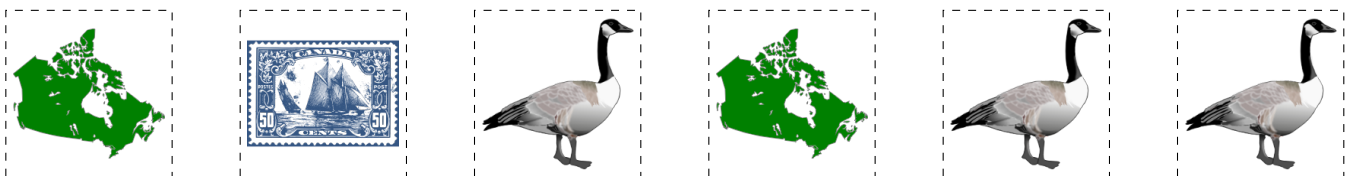


Canada Day Picture Patterns (A) Answers

Cut and paste a picture that continues each pattern.




Cut-outs



Canada Day Picture Patterns (B)

Cut and paste a picture that continues each pattern.

1.



2.



3.



4.




5.



6.



Cut-outs



Canada Day Picture Patterns (B) Answers

Cut and paste a picture that continues each pattern.

1.



2.



3.



4.




5.



6.



Cut-outs









Canada Day Picture Patterns (C)

Cut and paste a picture that continues each pattern.

1.      

2.      

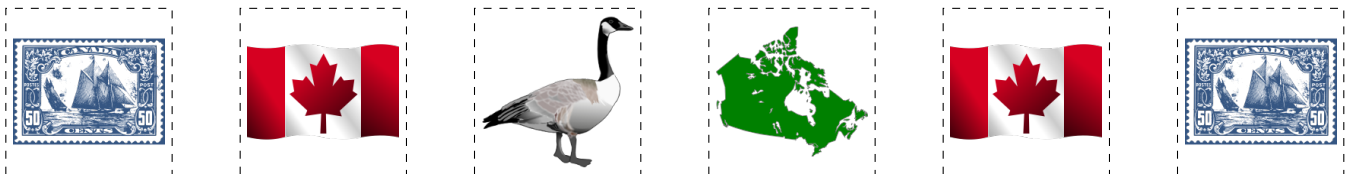
3.      

4.      

5.      


6.      

Cut-outs

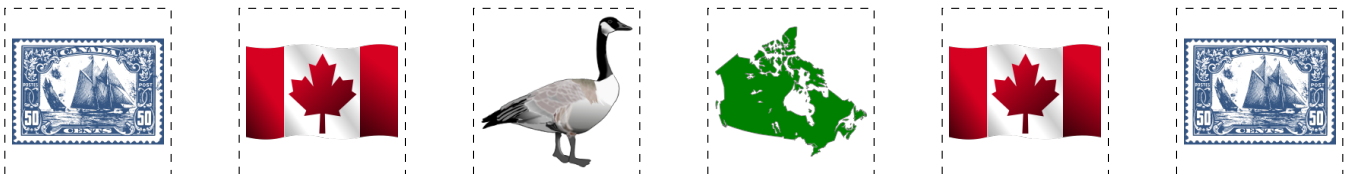


Canada Day Picture Patterns (C) Answers

Cut and paste a picture that continues each pattern.



Cut-outs



Images from OpenClipart.org

Math-Drills.com

Canada Day Picture Patterns (D)

Cut and paste a picture that continues each pattern.


1.      

2.      

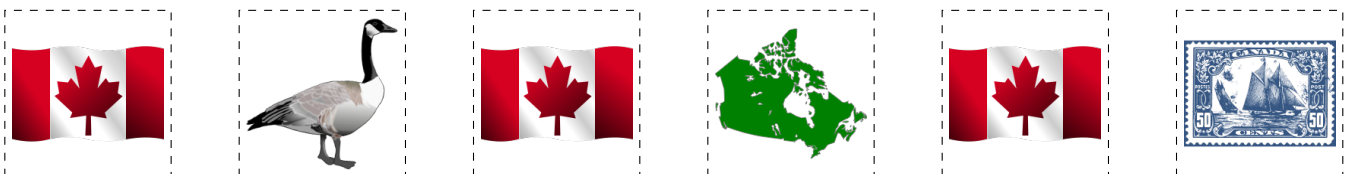
3.      

4.      

5.      

6.      

Cut-outs



Images from OpenClipart.org

Math-Drills.com

Canada Day Picture Patterns (D) Answers

Cut and paste a picture that continues each pattern.

1.



2.



3.



4.




5.



6.











Cut-outs



Canada Day Picture Patterns (E)

Cut and paste a picture that continues each pattern.







1.      

2.      


3.      

4.      

5.      



6.      

Cut-outs




Canada Day Picture Patterns (E) Answers

Cut and paste a picture that continues each pattern.



Cut-outs



Images from OpenClipart.org

Math-Drills.com

Canada Day Picture Patterns (F)

Cut and paste a picture that continues each pattern.







1.      

2.      

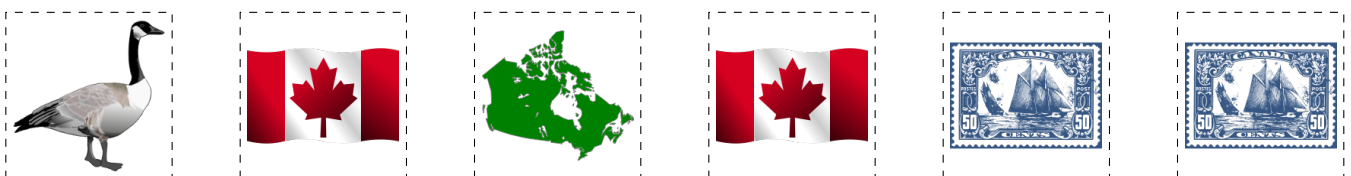
3.      

4.      

5.      

6.      

Cut-outs




Images from OpenClipart.org

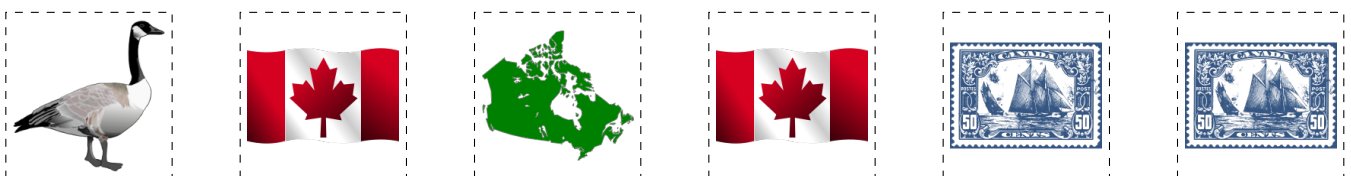
Math-Drills.com

Canada Day Picture Patterns (F) Answers

Cut and paste a picture that continues each pattern.




Cut-outs



Canada Day Picture Patterns (G)

Cut and paste a picture that continues each pattern.

1.




2.



3.




4.




5.



6.



Cut-outs



Images from OpenClipart.org

Math-Drills.com

Canada Day Picture Patterns (G) Answers

Cut and paste a picture that continues each pattern.

1.



2.



3.



4.




5.



6.



Cut-outs




Images from OpenClipart.org

Math-Drills.com

Canada Day Picture Patterns (H)

Cut and paste a picture that continues each pattern.

1.




2.



3.



4.






5.



6.



Cut-outs




Images from OpenClipart.org

Math-Drills.com


Canada Day Picture Patterns (H) Answers

Cut and paste a picture that continues each pattern.

1.



2.




3.




4.



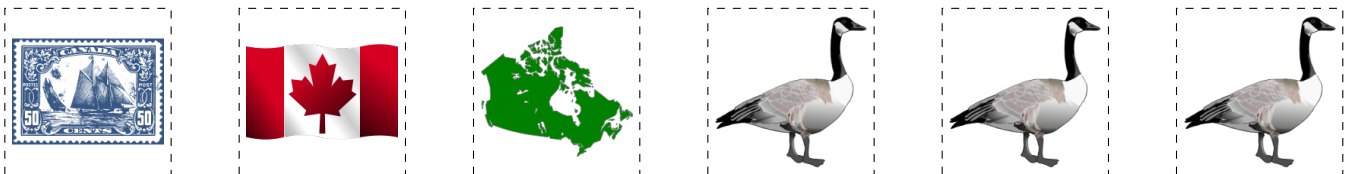
5.



6.



Cut-outs




Images from OpenClipart.org

Math-Drills.com

Canada Day Picture Patterns (I)

Cut and paste a picture that continues each pattern.

1.



2.



3.




4.




5.



6.



Cut-outs



Images from OpenClipart.org

Math-Drills.com

Canada Day Picture Patterns (I) Answers

Cut and paste a picture that continues each pattern.

1.



2.



3.



4.




5.



6.



Cut-outs









Images from OpenClipart.org


Math-Drills.com







Canada Day Picture Patterns (J)

Cut and paste a picture that continues each pattern.







1.      

2.      


3.      

4.      

5.      

6.      

Cut-outs






Images from OpenClipart.org


Math-Drills.com

Canada Day Picture Patterns (J) Answers

Cut and paste a picture that continues each pattern.



Cut-outs



Images from OpenClipart.org

Math-Drills.com