

Canada Day Picture Patterns (D)

Cut and paste a picture that continues each pattern.

1.




2.



3.




4.



5.



6.



Cut-outs




Images from OpenClipart.org

Math-Drills.com

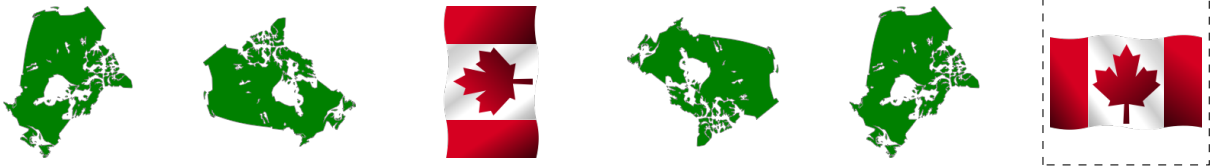
Canada Day Picture Patterns (D) Answers

Cut and paste a picture that continues each pattern.

1.



2.



3.




4.



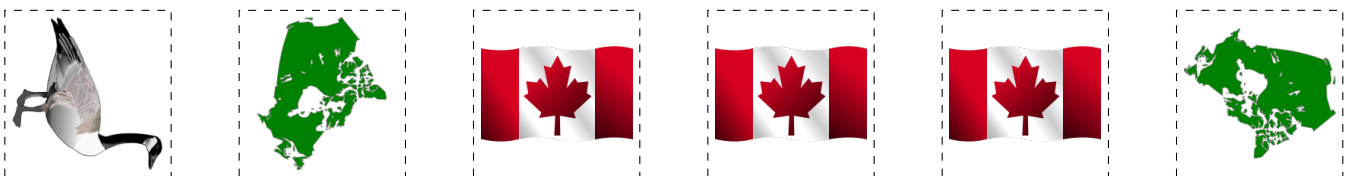
5.



6.



Cut-outs



Images from [OpenClipart.org](https://openclipart.org/)

Math-Drills.com