







Canada Day Picture Patterns (E)

Cut and paste a picture that continues each pattern.

1.      

2.      


3.      

4.      

5.      


6.      

Cut-outs




Canada Day Picture Patterns (E) Answers

Cut and paste a picture that continues each pattern.



Cut-outs



Images from OpenClipart.org

Math-Drills.com