


Canada Day Picture Patterns (C)

Cut and paste a picture that continues each pattern.

1.



2.



3.



4.






5.



6.



Cut-outs



Images from OpenClipart.org

Math-Drills.com

Canada Day Picture Patterns (C) Answers

Cut and paste a picture that continues each pattern.

1.



2.



3.



4.



5.



6.



Cut-outs

