

# Canada Day Picture Patterns (H)

Cut and paste a picture that continues each pattern.

1.



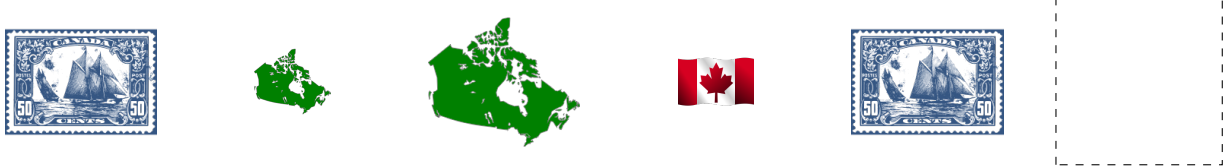
2.




3.



4.




5.



6.



## Cut-outs




Images from OpenClipart.org

Math-Drills.com

# Canada Day Picture Patterns (H) Answers

Cut and paste a picture that continues each pattern.

1.



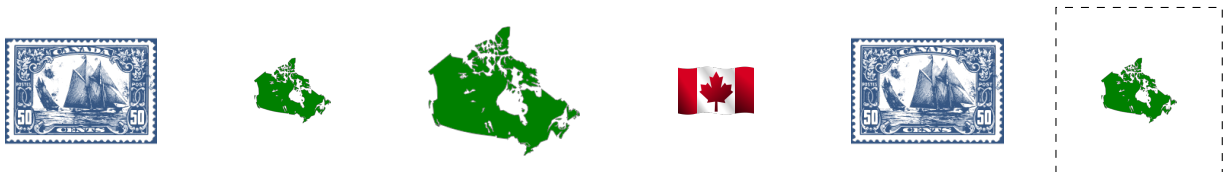
2.




3.




4.



5.



6.



## Cut-outs

