

# Canada Day Picture Patterns (D)

Cut and paste a picture that continues each pattern.


1.



2.



3.



4.



5.



6.



## Cut-outs



Images from OpenClipart.org

Math-Drills.com

# Canada Day Picture Patterns (D) Answers

Cut and paste a picture that continues each pattern.

1.



2.



3.



4.



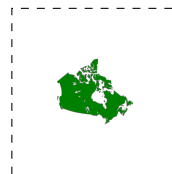
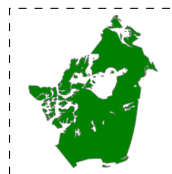
5.



6.



Cut-outs



Images from OpenClipart.org

Math-Drills.com