

Canada Day Picture Patterns (J)

Cut and paste a picture that continues each pattern.

1.




2.



3.





4.




5.



6.



Cut-outs



Images from OpenClipart.org

Math-Drills.com

Canada Day Picture Patterns (J) Answers

Cut and paste a picture that continues each pattern.

1.



2.



3.



4.



5.



6.



Cut-outs

