



















Nunavut Day Picture Patterns (B)

Cut and paste a picture that continues each pattern.


1.      

2.      

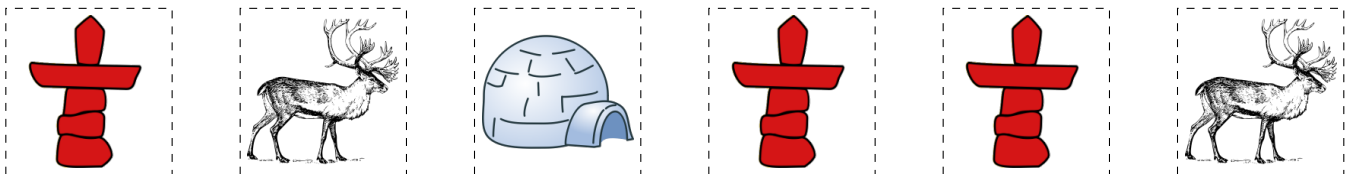
3.      

4.      

5.      




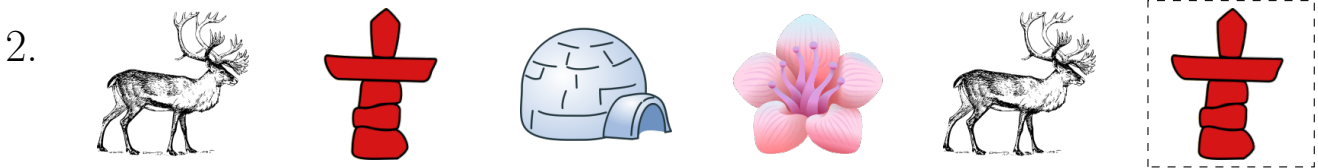
6.      

Cut-outs

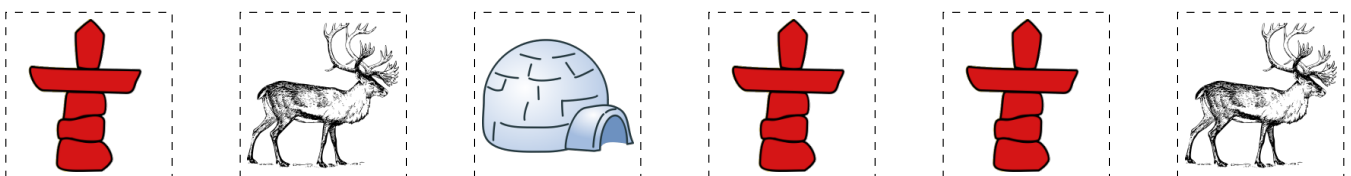


Nunavut Day Picture Patterns (B) Answers

Cut and paste a picture that continues each pattern.



Cut-outs



Purple Saxifrage by Aldo. Other images from OpenClipart.org