




Nunavut Day Picture Patterns (C)


Cut and paste a picture that continues each pattern.


1. 

2. 

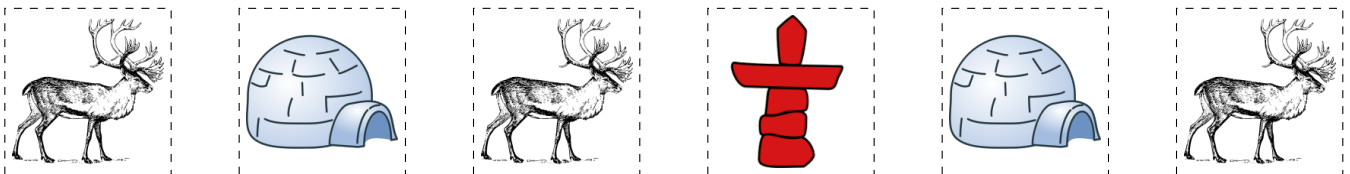
3. 

4. 

5. 






6. 

Cut-outs



Nunavut Day Picture Patterns (C) Answers

Cut and paste a picture that continues each pattern.



Cut-outs

