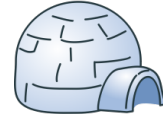


# Nunavut Day Picture Patterns (D)

Cut and paste a picture that continues each pattern.

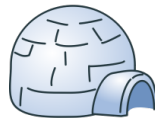
1.




2.



3.




4.






5.



6.



## Cut-outs



# Nunavut Day Picture Patterns (D) Answers

Cut and paste a picture that continues each pattern.

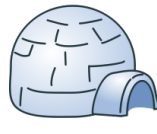
1.



2.



3.



4.








5.



6.



Cut-outs



Purple Saxifrage by Aldo. Other images from OpenClipart.org

Math-Drills.com