


Nunavut Day Picture Patterns (F)

Cut and paste a picture that continues each pattern.

1.




2.



3.



4.




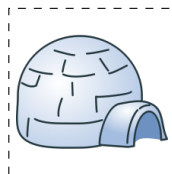

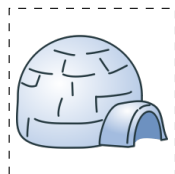
5.



6.



Cut-outs







Purple Saxifrage by Aldo. Other images from OpenClipart.org

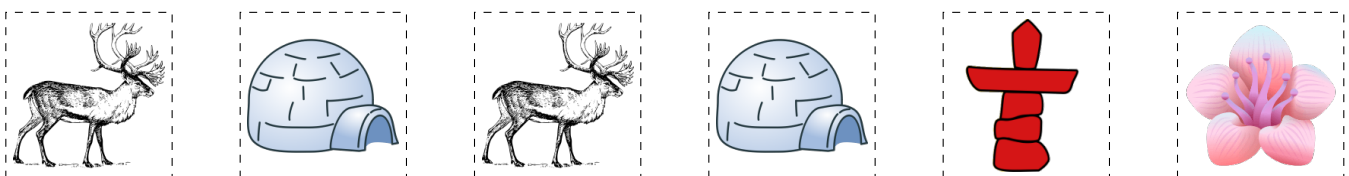
Math-Drills.com

Nunavut Day Picture Patterns (F) Answers

Cut and paste a picture that continues each pattern.



Cut-outs



Purple Saxifrage by Aldo. Other images from OpenClipart.org