


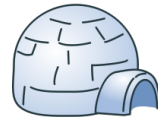
Nunavut Day Picture Patterns (A)

Cut and paste a picture that continues each pattern.

1.




2.



3.




4.




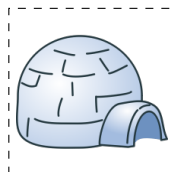

5.



6.




Cut-outs



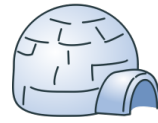
Nunavut Day Picture Patterns (A) Answers

Cut and paste a picture that continues each pattern.

1.



2.



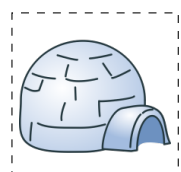
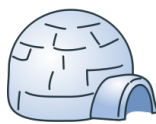
3.



4.





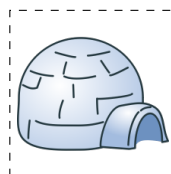


5.



6.





Cut-outs







Nunavut Day Picture Patterns (B)

Cut and paste a picture that continues each pattern.



1.  

2.  

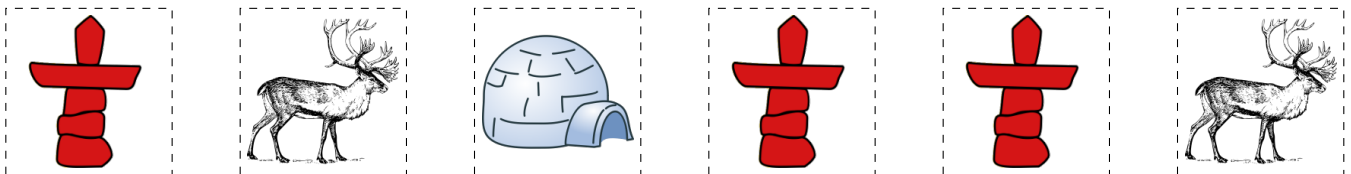
3.  

4.  

5.  




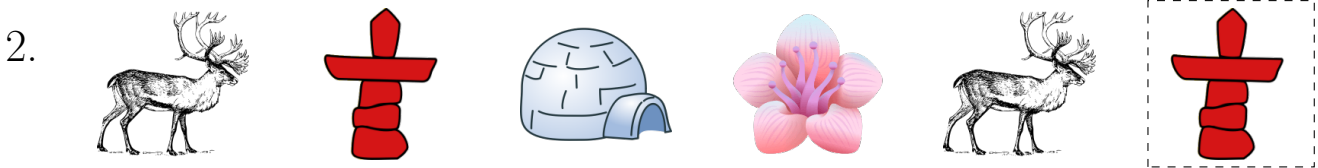
6.  

Cut-outs

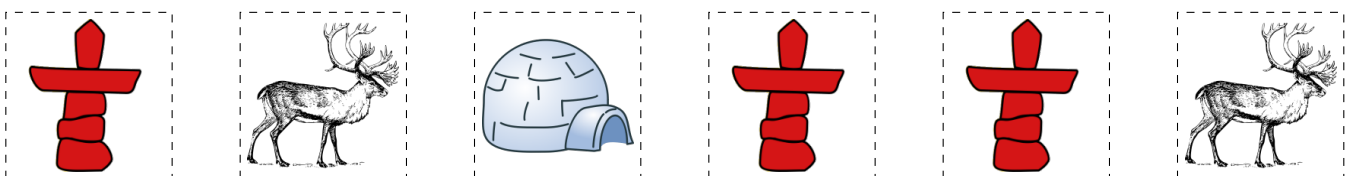


Nunavut Day Picture Patterns (B) Answers

Cut and paste a picture that continues each pattern.




Cut-outs





Nunavut Day Picture Patterns (C)


Cut and paste a picture that continues each pattern.

1. 

2. 

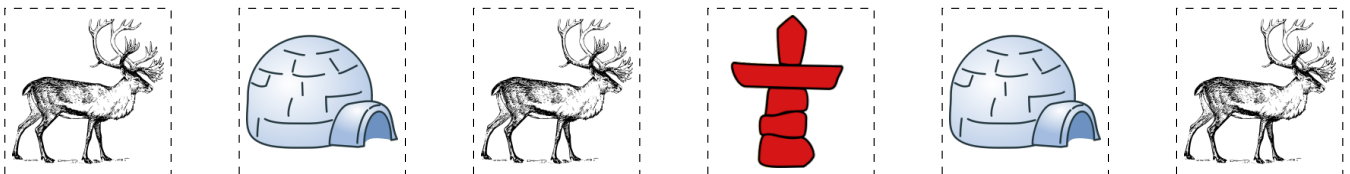
3. 

4. 

5. 






6. 

Cut-outs

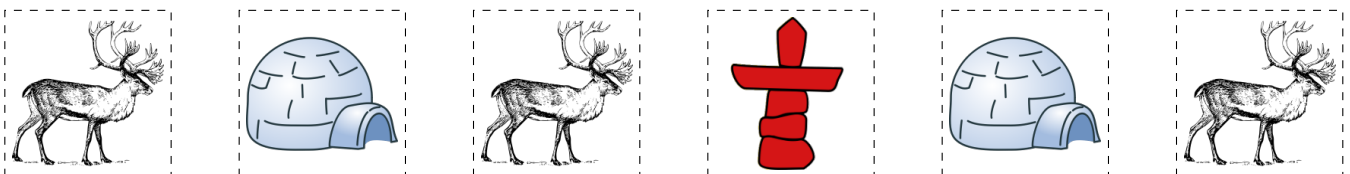


Nunavut Day Picture Patterns (C) Answers

Cut and paste a picture that continues each pattern.



Cut-outs




Purple Saxifrage by Aldo. Other images from OpenClipart.org

Math-Drills.com

Nunavut Day Picture Patterns (D)

Cut and paste a picture that continues each pattern.

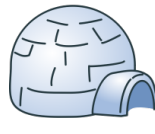
1.




2.



3.




4.








5.



6.








Cut-outs

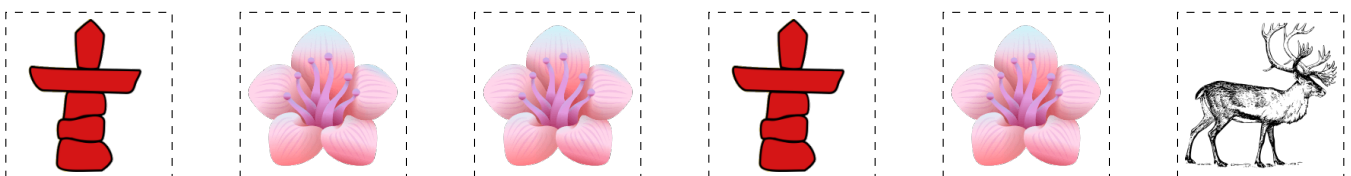


Nunavut Day Picture Patterns (D) Answers

Cut and paste a picture that continues each pattern.



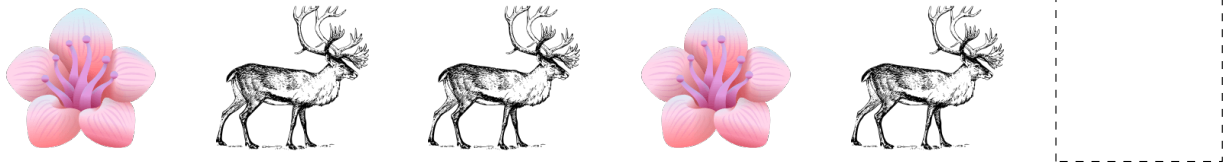
Cut-outs

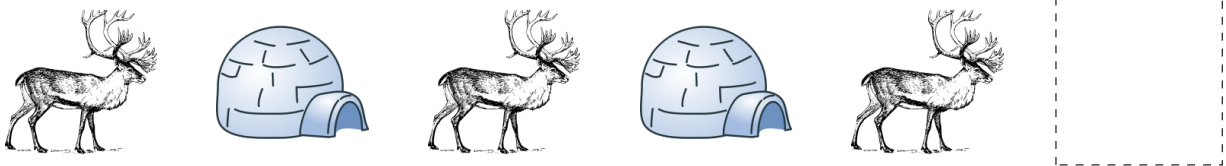



Purple Saxifrage by Aldo. Other images from OpenClipart.org


Nunavut Day Picture Patterns (E)


Cut and paste a picture that continues each pattern.

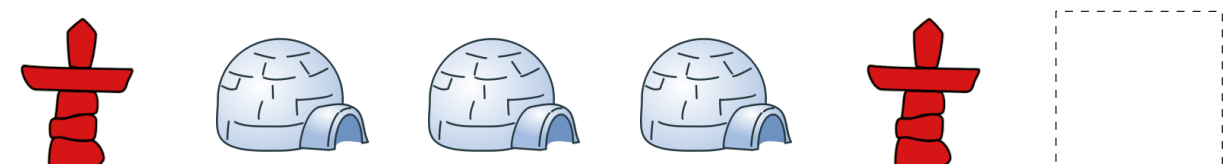
1. 

2. 

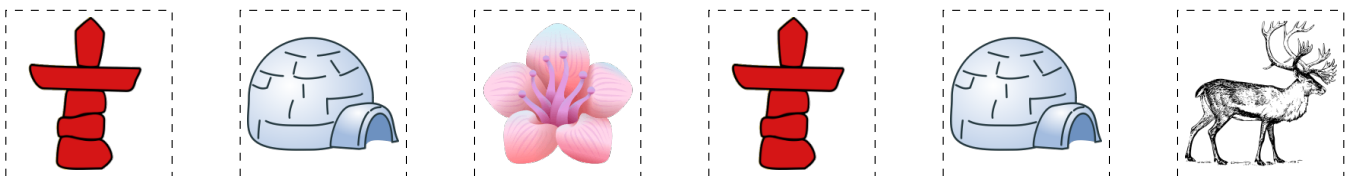
3. 

4. 

5. 

6. 

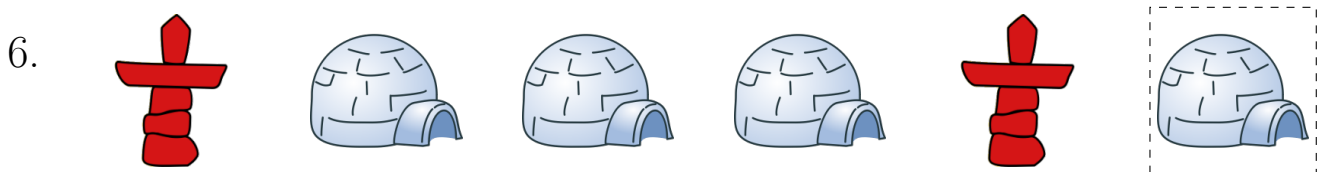





Cut-outs



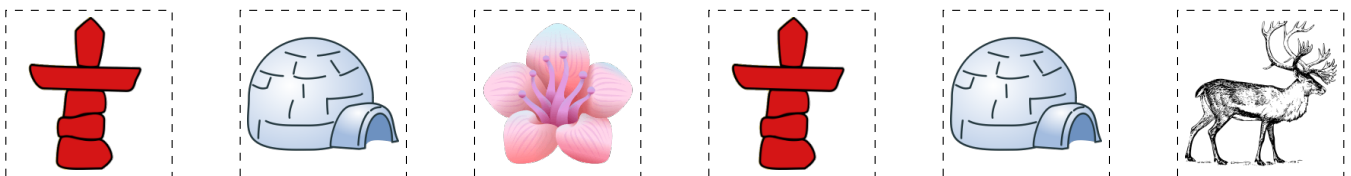
Purple Saxifrage by Aldo. Other images from OpenClipart.org

Nunavut Day Picture Patterns (E) Answers

Cut and paste a picture that continues each pattern.




Cut-outs





Purple Saxifrage by Aldo. Other images from OpenClipart.org


Nunavut Day Picture Patterns (F)

Cut and paste a picture that continues each pattern.


1. 

2. 

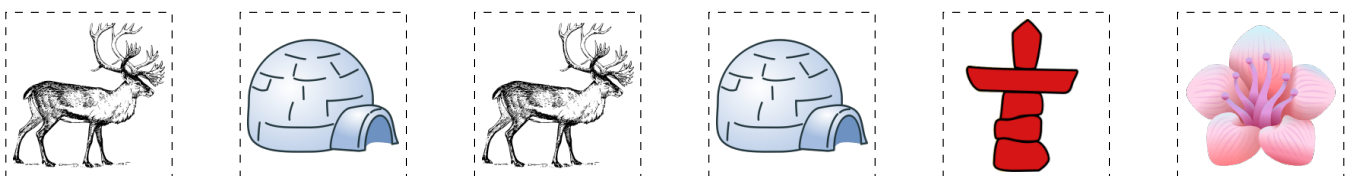
3. 

4. 

5. 






6. 

Cut-outs

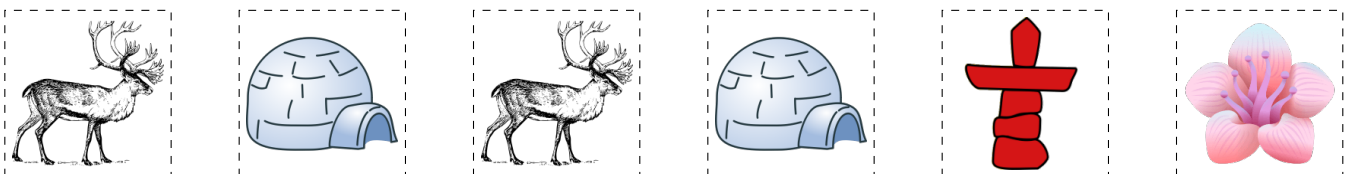


Nunavut Day Picture Patterns (F) Answers

Cut and paste a picture that continues each pattern.




Cut-outs





Purple Saxifrage by Aldo. Other images from OpenClipart.org


Nunavut Day Picture Patterns (G)


Cut and paste a picture that continues each pattern.

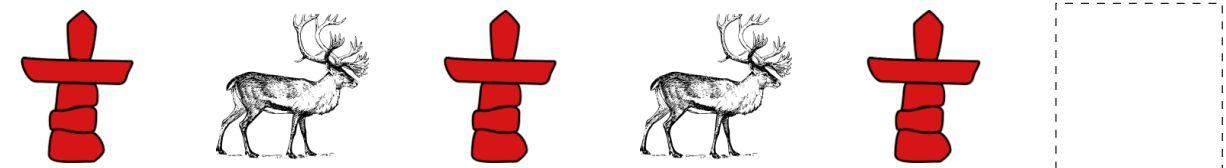
1. 

2. 

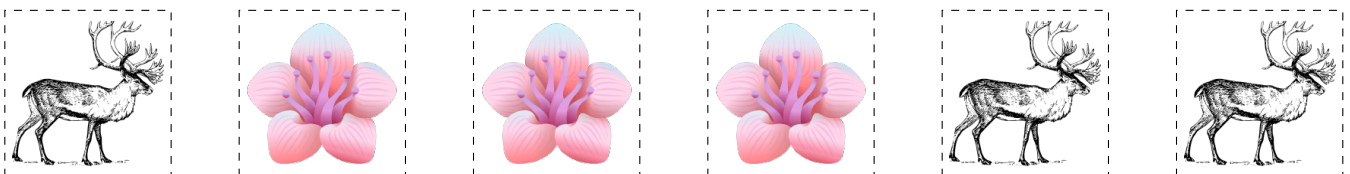
3. 

4. 

5. 







6. 

Cut-outs

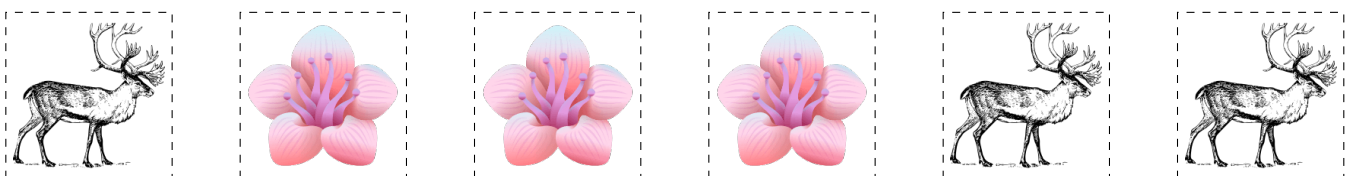


Nunavut Day Picture Patterns (G) Answers

Cut and paste a picture that continues each pattern.



Cut-outs









Purple Saxifrage by Aldo. Other images from OpenClipart.org






Nunavut Day Picture Patterns (H)







Cut and paste a picture that continues each pattern.







1.      

2.      

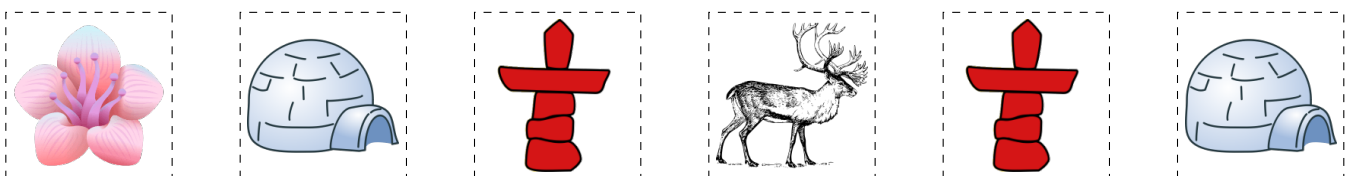
3.      

4.      

5.      

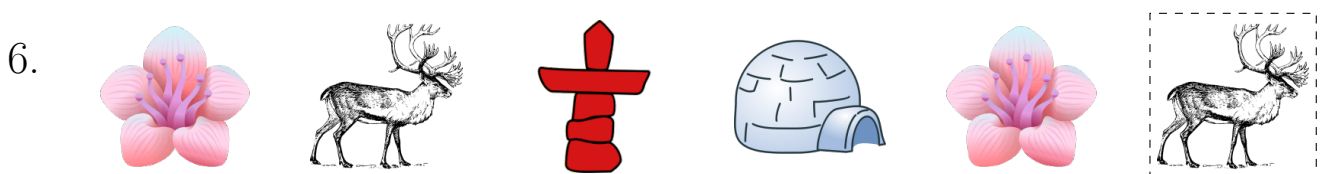



6.      

Cut-outs

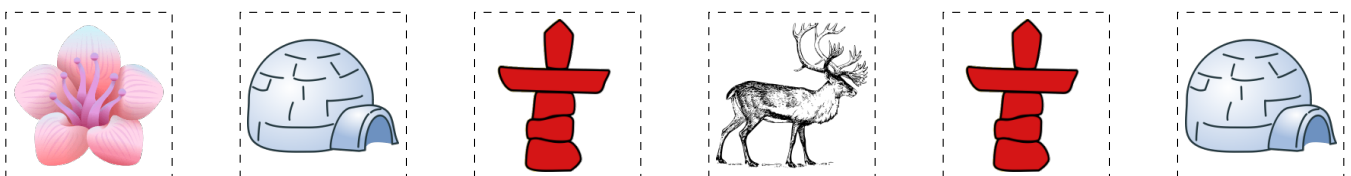


Nunavut Day Picture Patterns (H) Answers

Cut and paste a picture that continues each pattern.



Cut-outs




Purple Saxifrage by Aldo. Other images from OpenClipart.org


Nunavut Day Picture Patterns (I)

Cut and paste a picture that continues each pattern.

1.



2.



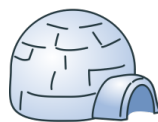
3.




4.









5.



6.



Cut-outs


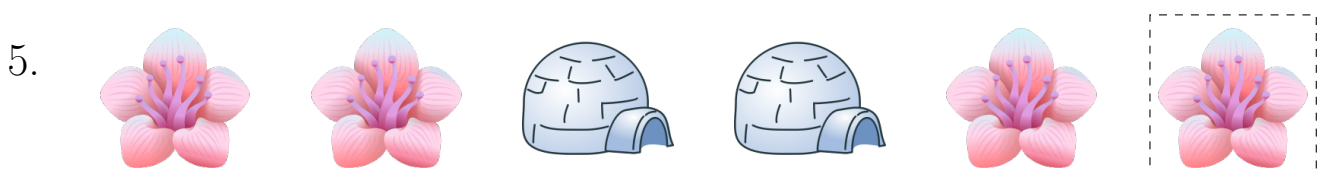






Purple Saxifrage by Aldo. Other images from OpenClipart.org

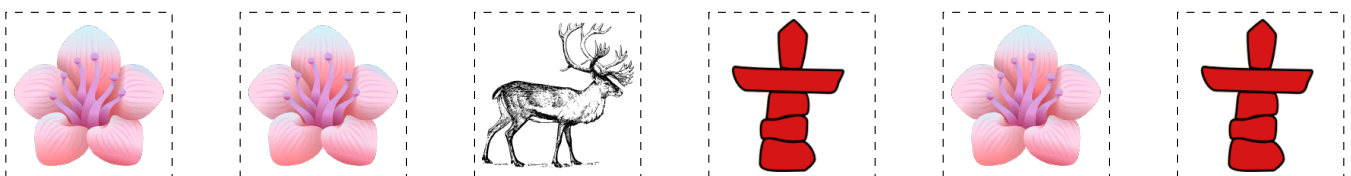
Math-Drills.com

Nunavut Day Picture Patterns (I) Answers

Cut and paste a picture that continues each pattern.









Cut-outs















Purple Saxifrage by Aldo. Other images from OpenClipart.org







Nunavut Day Picture Patterns (J)







Cut and paste a picture that continues each pattern.






1.      

2.      

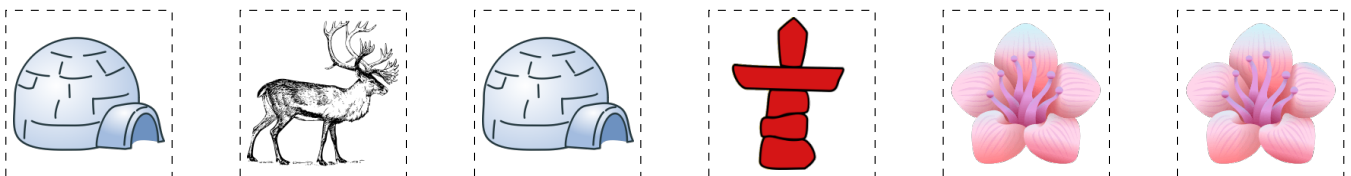
3.      

4.      

5.      







6.      

Cut-outs

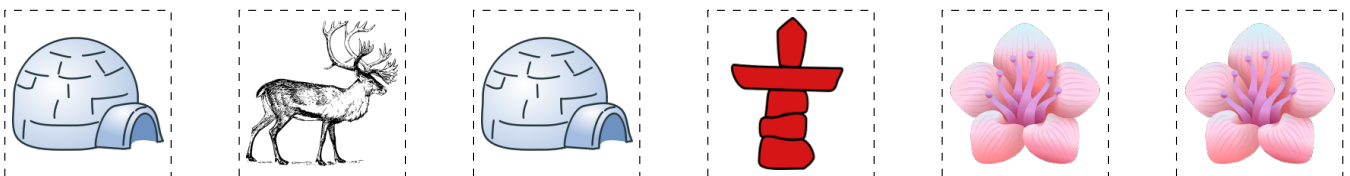


Nunavut Day Picture Patterns (J) Answers

Cut and paste a picture that continues each pattern.



Cut-outs



Purple Saxifrage by Aldo. Other images from OpenClipart.org