



Nunavut Day Picture Patterns (B)

Cut and paste a picture that continues each pattern.

1.



2.



3.





4.




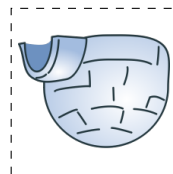
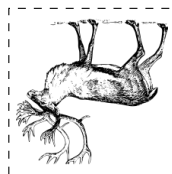

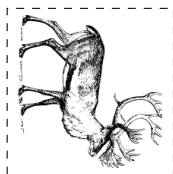
5.



6.



Cut-outs


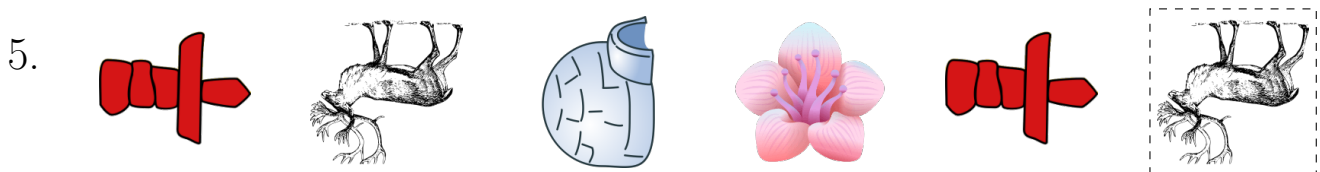
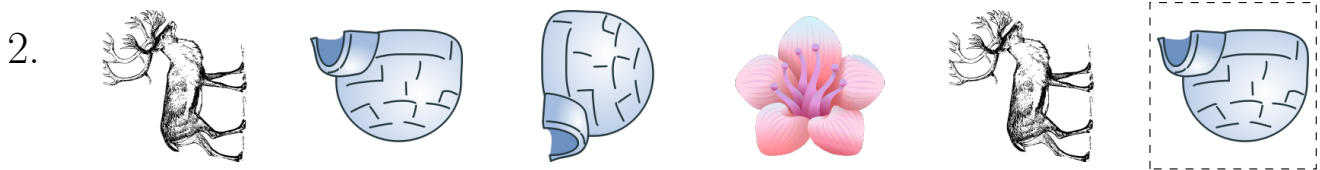


Purple Saxifrage by Aldo. Other images from OpenClipart.org

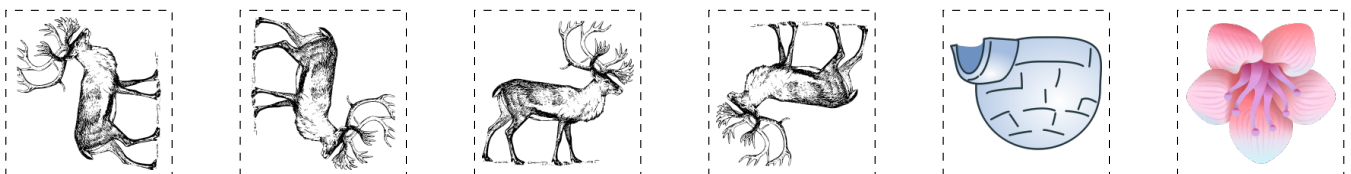
Math-Drills.com

Nunavut Day Picture Patterns (B) Answers

Cut and paste a picture that continues each pattern.



Cut-outs



Purple Saxifrage by Aldo. Other images from OpenClipart.org

Math-Drills.com