

# Nunavut Day Picture Patterns (H)

Cut and paste a picture that continues each pattern.

1.

2.

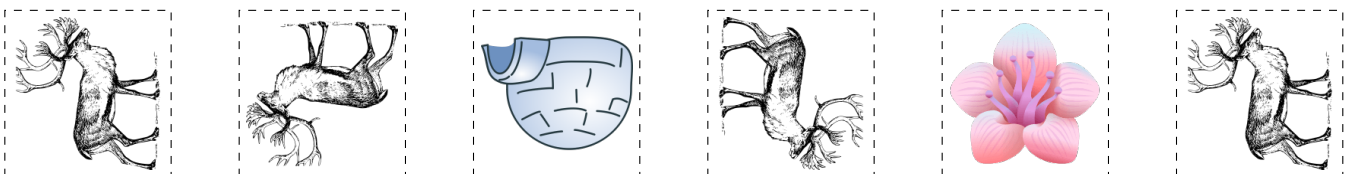
3.

4.

5.





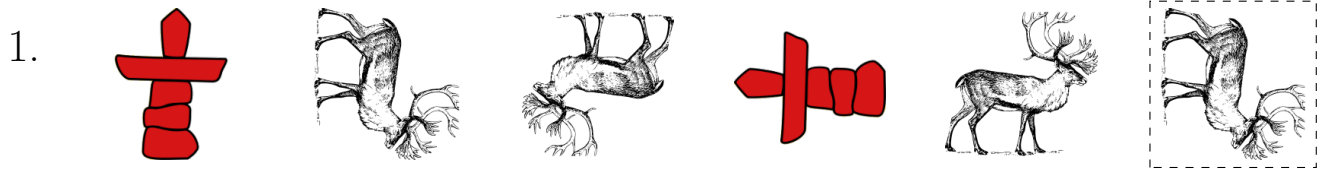
6.

## Cut-outs



# Nunavut Day Picture Patterns (H) Answers

Cut and paste a picture that continues each pattern.



## Cut-outs

