

Nunavut Day Picture Patterns (A)

Cut and paste a picture that continues each pattern.

1.




2.



3.




4.








5.



6.



Cut-outs



Nunavut Day Picture Patterns (A) Answers

Cut and paste a picture that continues each pattern.

1.



2.



3.



4.



5.



6.



Cut-outs

