













Nunavut Day Picture Patterns (B)







Cut and paste a picture that continues each pattern.


1.      

2.      

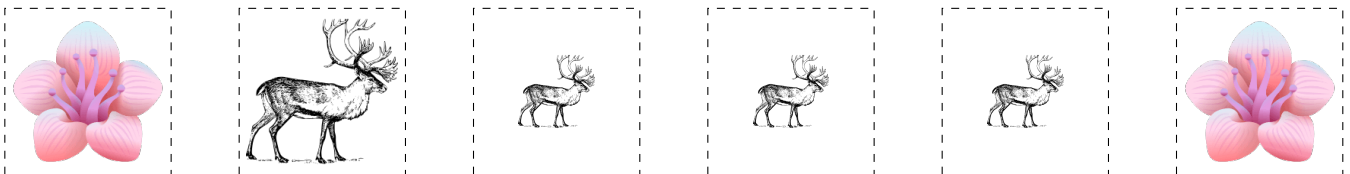
3.      

4.      

5.      



6.      

Cut-outs



Nunavut Day Picture Patterns (B) Answers

Cut and paste a picture that continues each pattern.



Cut-outs

