


Nunavut Day Picture Patterns (C)

Cut and paste a picture that continues each pattern.

1.



2.



3.




4.



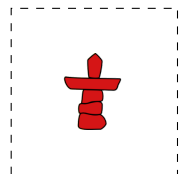

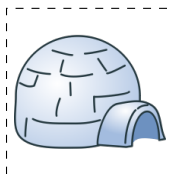
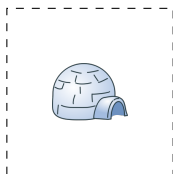

5.



6.



Cut-outs



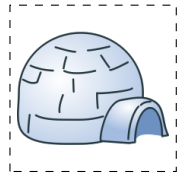

Purple Saxifrage by Aldo. Other images from OpenClipart.org

Math-Drills.com


Nunavut Day Picture Patterns (C) Answers

Cut and paste a picture that continues each pattern.

1.



2.



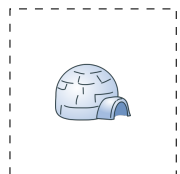
3.



4.



5.



6.



Cut-outs

