

Nunavut Day Picture Patterns (D)

Cut and paste a picture that continues each pattern.

1.



2.



3.




4.








5.



6.



Cut-outs



Purple Saxifrage by Aldo. Other images from OpenClipart.org


Nunavut Day Picture Patterns (D) Answers

Cut and paste a picture that continues each pattern.

1.



2.



3.




4.




5.



6.



Cut-outs



Purple Saxifrage by Aldo. Other images from OpenClipart.org