


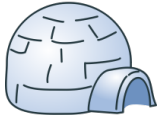
# Nunavut Day Picture Patterns (H)

Cut and paste a picture that continues each pattern.

1.



2.



3.




4.



5.



6.




## Cut-outs



# Nunavut Day Picture Patterns (H) Answers

Cut and paste a picture that continues each pattern.

1.



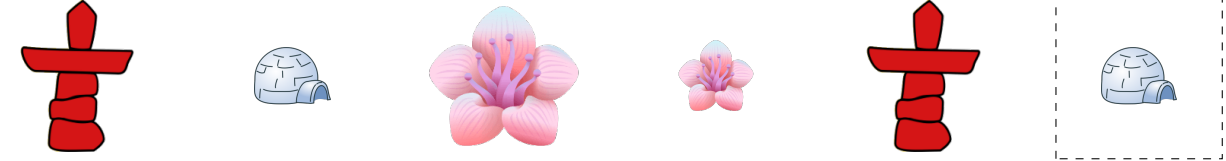
2.




3.




4.



5.



6.



## Cut-outs

