

Nunavut Day Picture Patterns (D)

Cut and paste a picture that continues each pattern.


1.



2.



3.




4.



5.



6.









Cut-outs



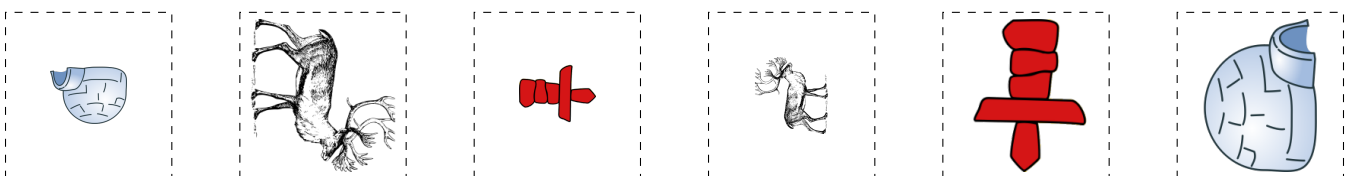
Purple Saxifrage by Aldo. Other images from OpenClipart.org

Nunavut Day Picture Patterns (D) Answers

Cut and paste a picture that continues each pattern.



Cut-outs



Purple Saxifrage by Aldo. Other images from OpenClipart.org