


Nunavut Day Picture Patterns (H)

Cut and paste a picture that continues each pattern.

1.




2.



3.




4.




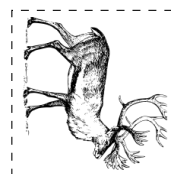
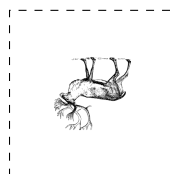
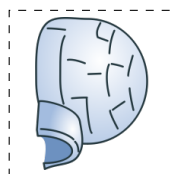
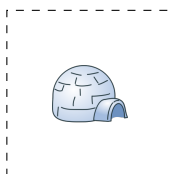
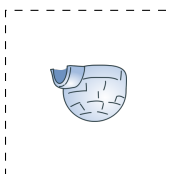
5.



6.



Cut-outs



Purple Saxifrage by Aldo. Other images from OpenClipart.org

Math-Drills.com

Nunavut Day Picture Patterns (H) Answers

Cut and paste a picture that continues each pattern.

1.



2.



3.



4.



5.



6.



Cut-outs



Purple Saxifrage by Aldo. Other images from OpenClipart.org

Math-Drills.com