



















Nunavut Day Picture Patterns (I)







Cut and paste a picture that continues each pattern.

1.      

2.      

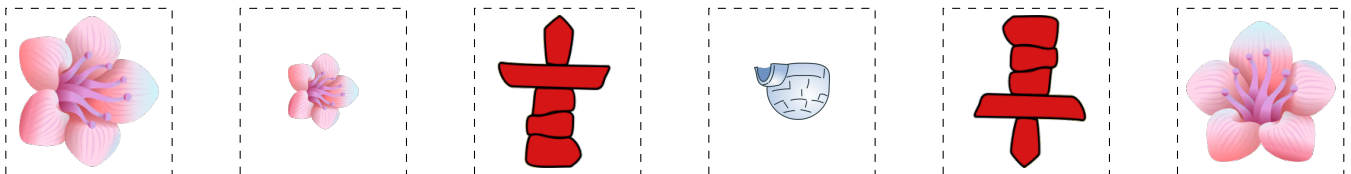
3.      

4.      

5.      

6.      

Cut-outs




Purple Saxifrage by Aldo. Other images from OpenClipart.org

Nunavut Day Picture Patterns (I) Answers


Cut and paste a picture that continues each pattern.


1. 

2. 

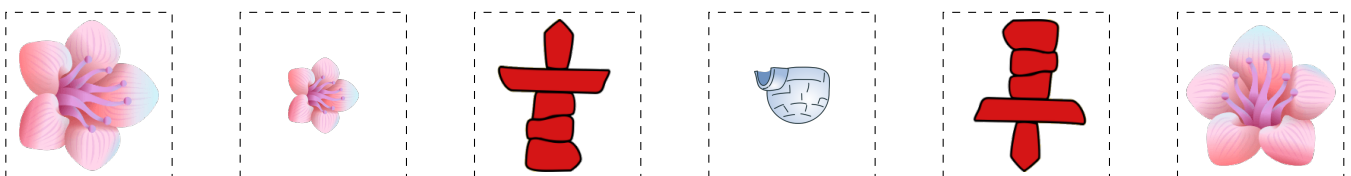
3. 

4. 

5. 

6. 

Cut-outs



Purple Saxifrage by Aldo. Other images from OpenClipart.org