

# Nunavut Day Picture Patterns (E)

Cut and paste a picture that continues each pattern.

1.



2.



3.



4.



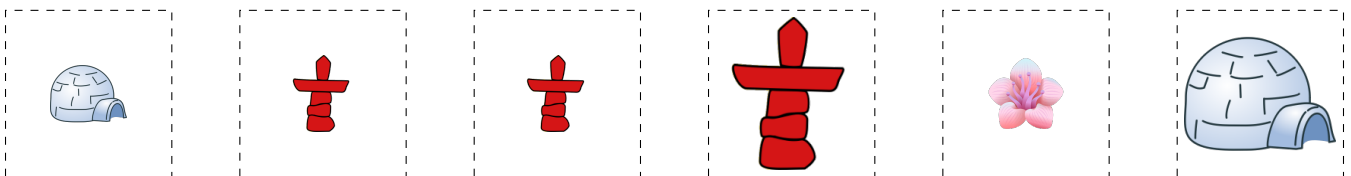
5.



6.




## Cut-outs



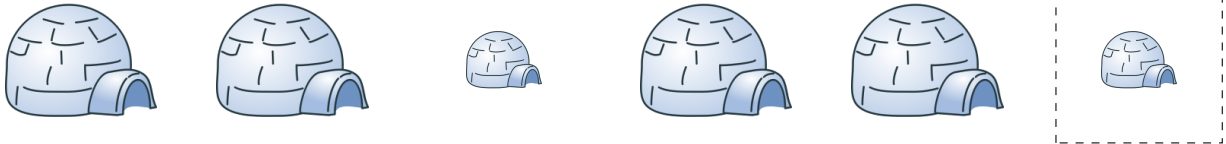
# Nunavut Day Picture Patterns (E) Answers

Cut and paste a picture that continues each pattern.


1.




2.



3.



4.



5.



6.



Cut-outs

