

Nunavut Day Picture Patterns (A)

Cut and paste a picture that continues each pattern.


1.




2.



3.




4.



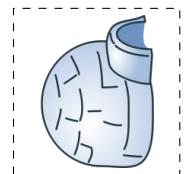


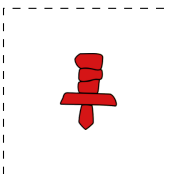
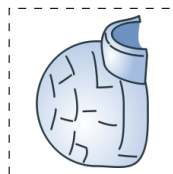
5.



6.



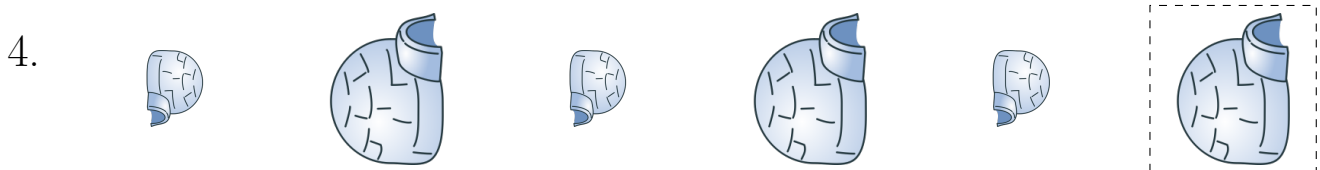



Cut-outs

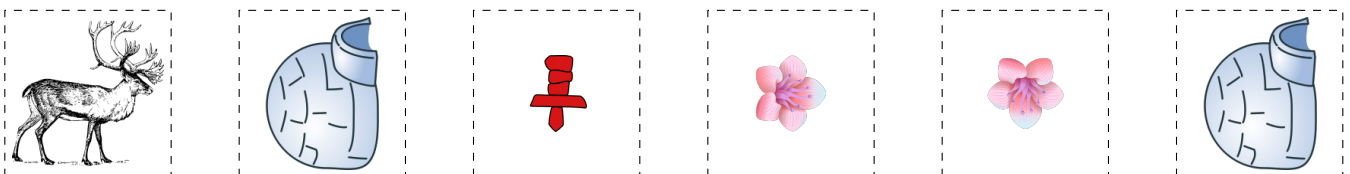


Nunavut Day Picture Patterns (A) Answers

Cut and paste a picture that continues each pattern.



Cut-outs



Purple Saxifrage by Aldo. Other images from OpenClipart.org