

Nunavut Day Picture Patterns (D)

Cut and paste a picture that continues each pattern.

1.





2.



3.




4.



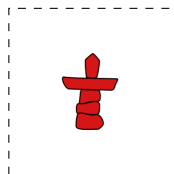
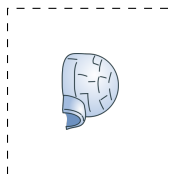
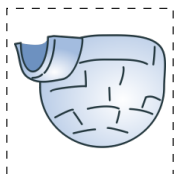
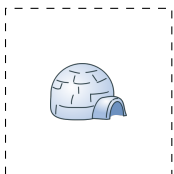
5.



6.



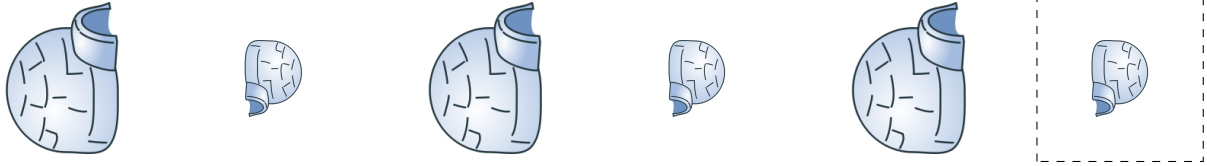
Cut-outs



Nunavut Day Picture Patterns (D) Answers

Cut and paste a picture that continues each pattern.


1.




2.



3.



4.



5.



6.



Cut-outs

