

















# World Cup Statistics

Answer the questions about World Cup Appearances

Table 1: World Cup Appearances

















Flag	Appearances	Country Name	Flag	Appearances	Country Name
	18	Germany		1	Canada
	18	Italy		14	France
	10	United States		20	Brazil
	10	Switzerland		12	Uruguay
	16	Argentina		14	England
	4	Peru		11	Sweden
	12	Belgium		15	Mexico
	10	Netherlands		14	Spain

1. Which country has appeared in the most World Cups?
2. Which country has appeared in the fewest World Cups?
3. What is the range of the data?
4. What is the median number of appearances?
5. What is the mode of the data?
6. What is the mean number of appearances?
7. Create a graph to compare the first half of this data set.

# World Cup Statistics Answers

Answer the questions about World Cup Appearances

Table 1: World Cup Appearances

Flag	Appearances	Country Name	Flag	Appearances	Country Name
	18	Germany		1	Canada
	18	Italy		14	France
	10	United States		20	Brazil
	10	Switzerland		12	Uruguay
	16	Argentina		14	England
	4	Peru		11	Sweden
	12	Belgium		15	Mexico
	10	Netherlands		14	Spain

- Which country has appeared in the most World Cups? **Brazil**
- Which country has appeared in the fewest World Cups? **Canada**
- What is the range of the data?  **$20 - 1 = 19$**
- What is the median number of appearances?  **$(14 + 12) / 2 = 13$**
- What is the mode of the data? **10 and 14**
- What is the mean number of appearances? **12.4**
- Create a graph to compare the first half of this data set. **See Example**

