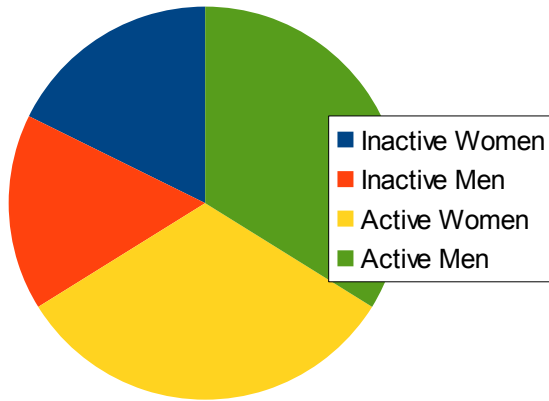


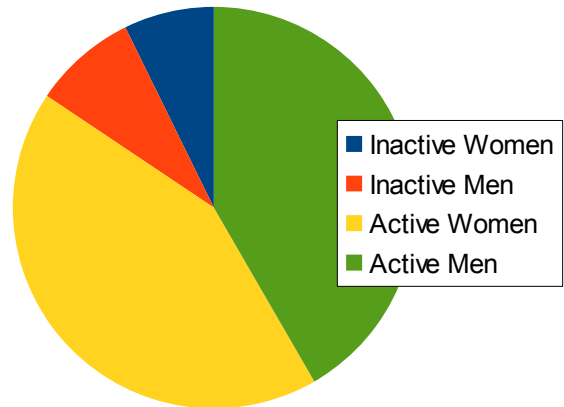
Interpreting Circle Graphs (G)

Answer the questions about the circle graph.

Canadian Exercise Rates 2012



Greek Exercise Rates 2012



Source of data: <http://www.theguardian.com/news/datablog/2012/jul/18/physical-inactivity-country-laziest>

Which country has a greater percent of people who exercise?

About what percent of the Canadian population is inactive?

About what percent of the Greek population is active?

In which country are the men more inactive than the women?

Why do you think Greeks are more active than Canadians?

There are about 11 million people in Greece. About how many Greeks are active?

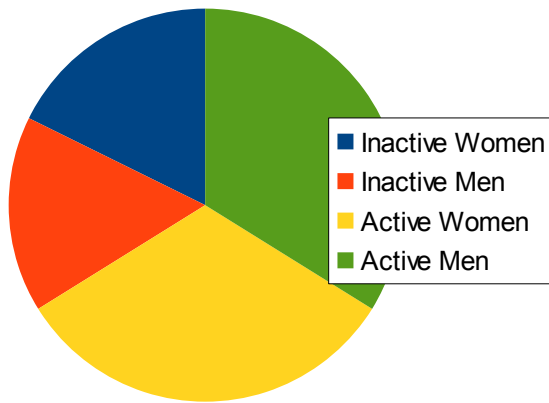
There are about 35 million people in Canada. About how many Canadian men are inactive?

How would the graph for your school look?

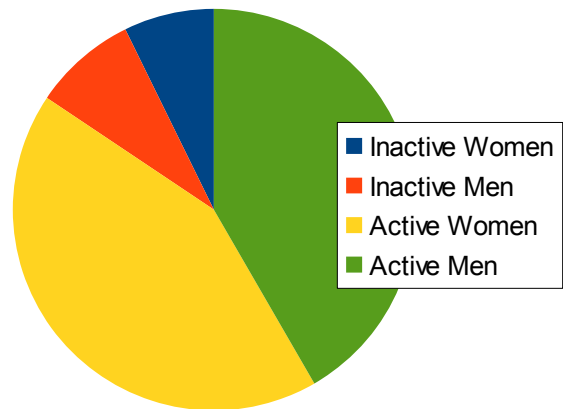
Interpreting Circle Graphs (G) Answers

Answer the questions about the circle graph.

Canadian Exercise Rates 2012



Greek Exercise Rates 2012



Source of data: <http://www.theguardian.com/news/datablog/2012/jul/18/physical-inactivity-country-laziest>

Which country has a greater percent of people who exercise?

Greece

About what percent of the Canadian population is inactive?

Actual 34%

About what percent of the Greek population is active?

Actual 84%

In which country are the men more inactive than the women?

Greece.

Why do you think Greeks are more active than Canadians?

Many answers possible.

There are about 11 million people in Greece. About how many Greeks are active?

$11 * 0.84 = 9.24$ million. 84% can be derived from a previous question.

There are about 35 million people in Canada. About how many Canadian men are inactive?

Inactive men: about 16%, so $35 * 0.16 = 5.6$ million men are inactive.

How would the graph for your school look?

Various answers possible. Hopefully, more active than both these graphs :-)