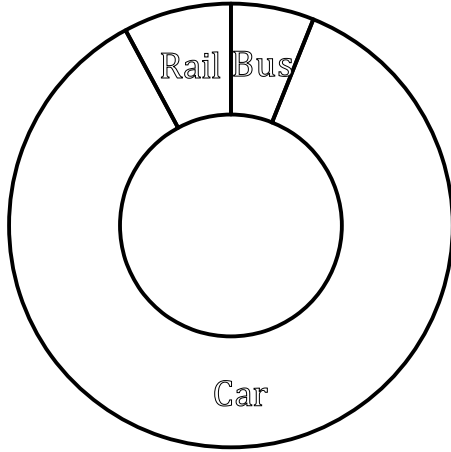


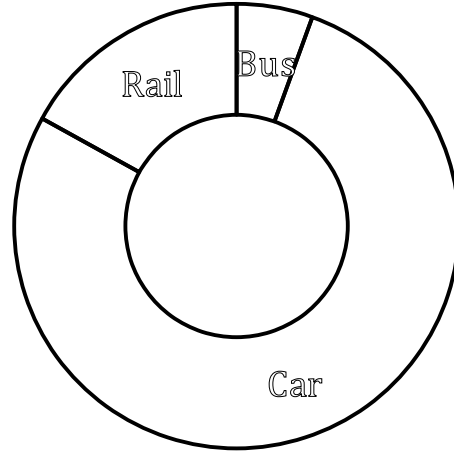
# Interpreting Circle Graphs (H)

Answer the questions about the circle graph.

Inland Passenger Transport  
Germany 2009



Inland Passenger Transport  
Switzerland 2009

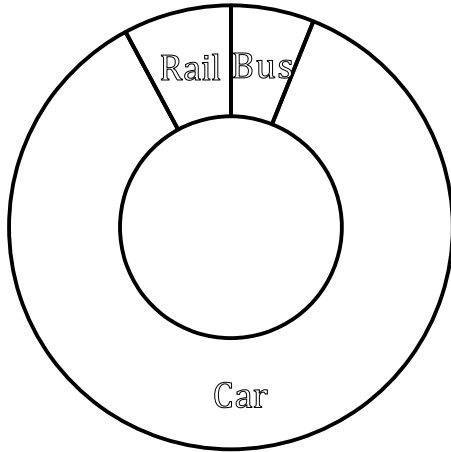


Source of data: <http://stats.oecd.org>

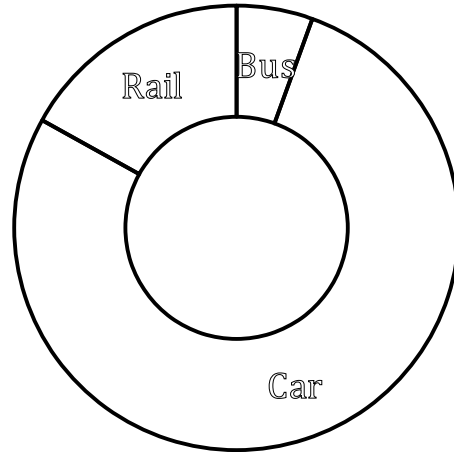
# Interpreting Circle Graphs (H) Answers

Answer the questions about the circle graph.

Inland Passenger Transport  
Germany 2009



Inland Passenger Transport  
Switzerland 2009



Source of data: <http://stats.oecd.org>