




# Thanksgiving Patterns (F)

Cut and paste a picture that continues each pattern.



1.





2.



3.




4.



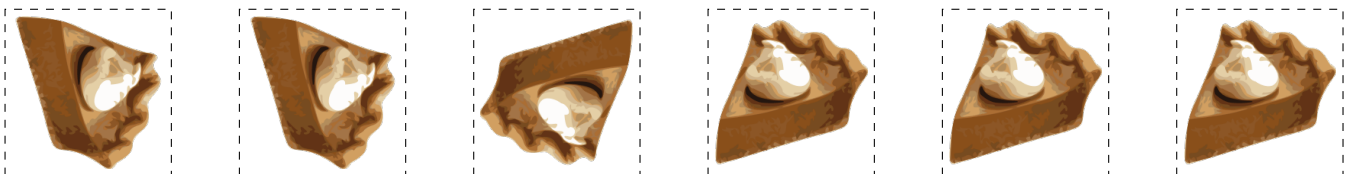
5.



6.



## Cut-outs




Images from [Openclipart.org](http://Openclipart.org)

Happy Thanksgiving from [Math-Drills.com](http://Math-Drills.com)!


# Thanksgiving Patterns (F) Answers

Cut and paste a picture that continues each pattern.


1.




2.




3.




4.



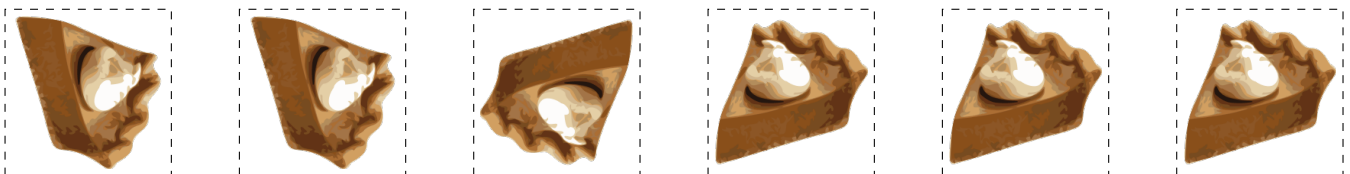
5.



6.



Cut-outs



Images from [Openclipart.org](https://openclipart.org/)

Happy Thanksgiving from [Math-Drills.com!](https://math-drills.com/)