



Thanksgiving Patterns (J)

Cut and paste a picture that continues each pattern.

1.



2.



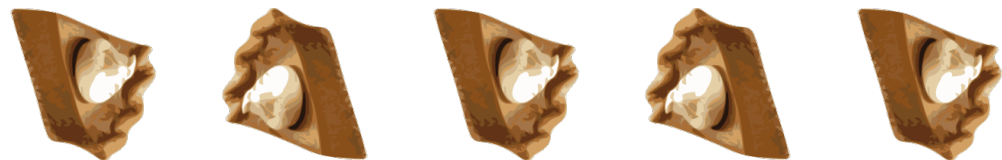
3.




4.



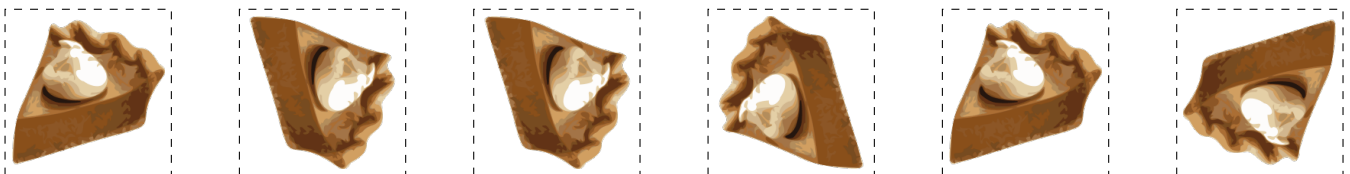
5.



6.



Cut-outs




Images from Openclipart.org

Happy Thanksgiving from Math-Drills.com!


Thanksgiving Patterns (J) Answers

Cut and paste a picture that continues each pattern.


1.




2.




3.




4.



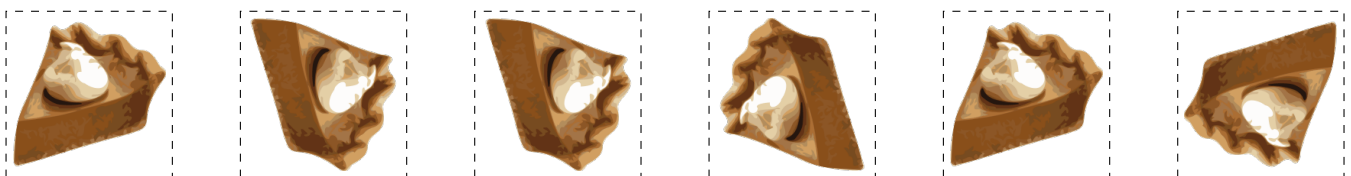
5.



6.



Cut-outs



Images from [Openclipart.org](https://openclipart.org/)

Happy Thanksgiving from [Math-Drills.com!](https://math-drills.com/)