


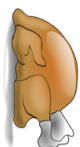
# Thanksgiving Patterns (A)

Cut and paste a picture that continues each pattern.

1.




2.



3.



4.



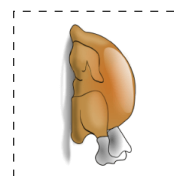



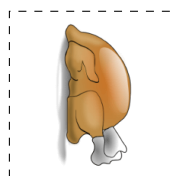

5.



6.



Cut-outs



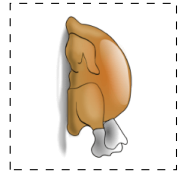
Images from Openclipart.org

Happy Thanksgiving from Math-Drills.com!

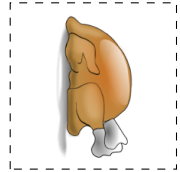
# Thanksgiving Patterns (A) Answers

Cut and paste a picture that continues each pattern.


1.



2.




3.



4.



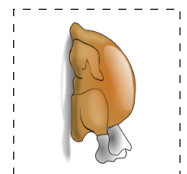



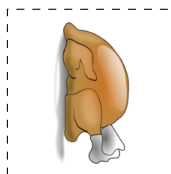

5.



6.



Cut-outs





Images from Openclipart.org

Happy Thanksgiving from Math-Drills.com!



# Thanksgiving Patterns (B)

Cut and paste a picture that continues each pattern.


1.



2.







3.






4.





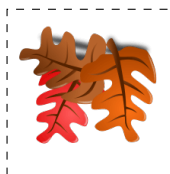



5.



6.



Cut-outs








Images from Openclipart.org


Happy Thanksgiving from Math-Drills.com!

## Thanksgiving Patterns (B) Answers

Cut and paste a picture that continues each pattern.



Cut-outs





Images from Openclipart.org

Happy Thanksgiving from Math-Drills.com!

# Thanksgiving Patterns (C)

Cut and paste a picture that continues each pattern.



1.





2.



3.






4.



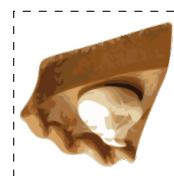

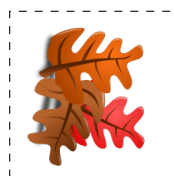


5.



6.



Cut-outs



Images from Openclipart.org



Happy Thanksgiving from Math-Drills.com!




# Thanksgiving Patterns (C) Answers

Cut and paste a picture that continues each pattern.




1.





2.




3.



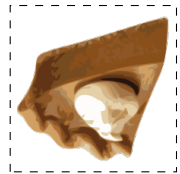



4.



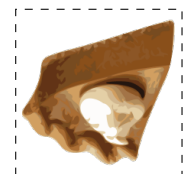

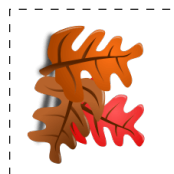


5.



6.



Cut-outs




Images from Openclipart.org

Happy Thanksgiving from Math-Drills.com!



# Thanksgiving Patterns (D)

Cut and paste a picture that continues each pattern.



1.





2.




3.




4.



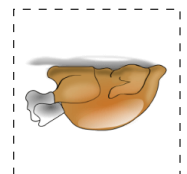
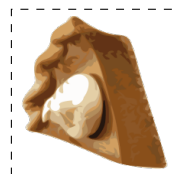
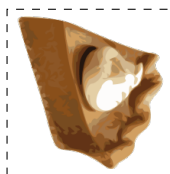
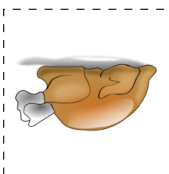


5.



6.



## Cut-outs





Images from Openclipart.org

Happy Thanksgiving from Math-Drills.com!

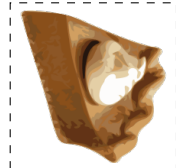


# Thanksgiving Patterns (D) Answers

Cut and paste a picture that continues each pattern.

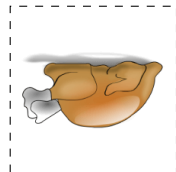


1.



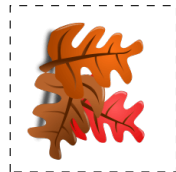

2.



3.



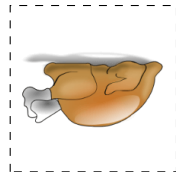
4.



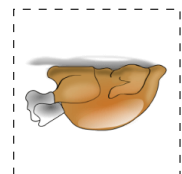
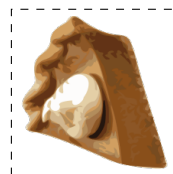
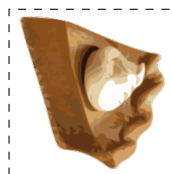
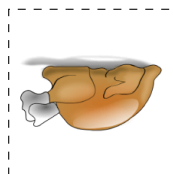


5.



6.



Cut-outs



Images from Openclipart.org







Happy Thanksgiving from Math-Drills.com!







# Thanksgiving Patterns (E)

Cut and paste a picture that continues each pattern.







1.      

2.      

3.      

4.      

5.      

6.      

Cut-outs






Images from Openclipart.org


Happy Thanksgiving from Math-Drills.com!

# Thanksgiving Patterns (E) Answers

Cut and paste a picture that continues each pattern.



Cut-outs






Images from Openclipart.org

Happy Thanksgiving from Math-Drills.com!

# Thanksgiving Patterns (F)

Cut and paste a picture that continues each pattern.


1.




2.





3.




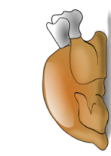
4.



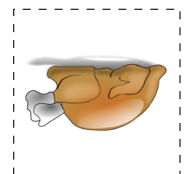
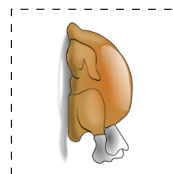

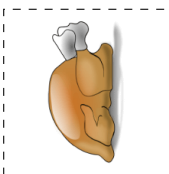
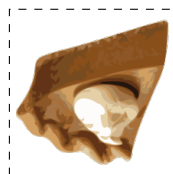

5.



6.



Cut-outs






Images from Openclipart.org

Happy Thanksgiving from Math-Drills.com!

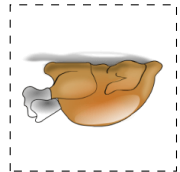
# Thanksgiving Patterns (F) Answers

Cut and paste a picture that continues each pattern.

1.



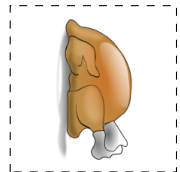

2.



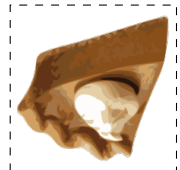
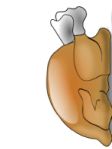

3.



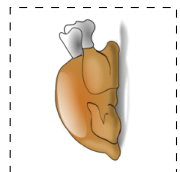
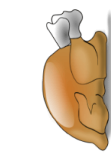
4.



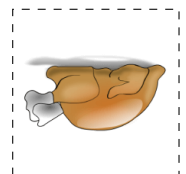
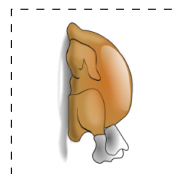

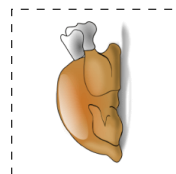
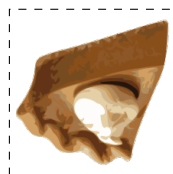

5.



6.



Cut-outs




Images from Openclipart.org

Happy Thanksgiving from Math-Drills.com!



# Thanksgiving Patterns (G)

Cut and paste a picture that continues each pattern.


1.





2.




3.





4.



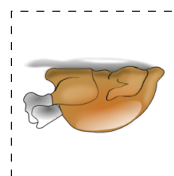
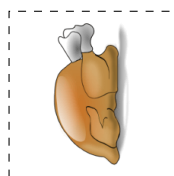
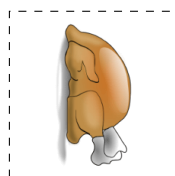

5.



6.



Cut-outs



Images from Openclipart.org

Happy Thanksgiving from Math-Drills.com!



# Thanksgiving Patterns (G) Answers

Cut and paste a picture that continues each pattern.


1.




2.




3.



4.



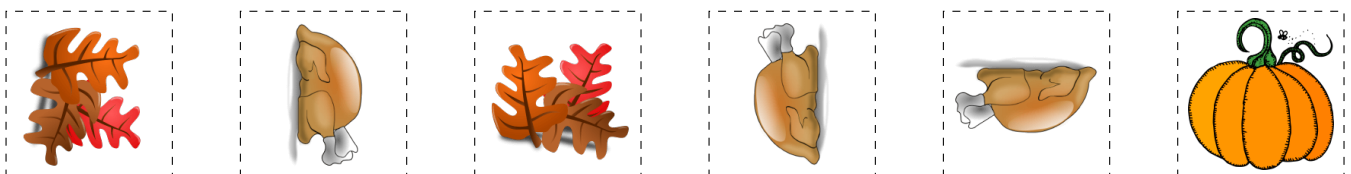
5.



6.



Cut-outs





Images from Openclipart.org

Happy Thanksgiving from Math-Drills.com!


# Thanksgiving Patterns (H)

Cut and paste a picture that continues each pattern.






1.







2.




3.




4.





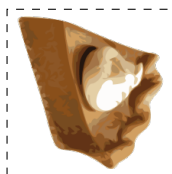

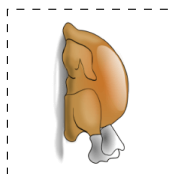
5.



6.



Cut-outs




Images from Openclipart.org

Happy Thanksgiving from Math-Drills.com!


# Thanksgiving Patterns (H) Answers

Cut and paste a picture that continues each pattern.

1.




2.




3.




4.



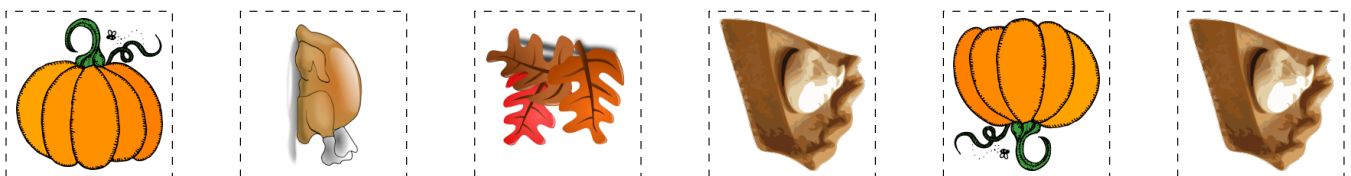
5.



6.



Cut-outs




Images from Openclipart.org

Happy Thanksgiving from Math-Drills.com!




# Thanksgiving Patterns (I)

Cut and paste a picture that continues each pattern.



1.




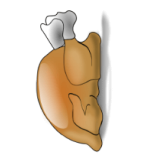
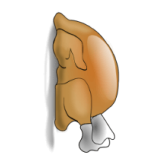
2.




3.





4.



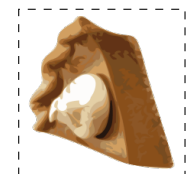
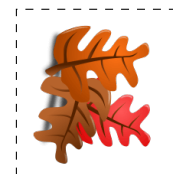
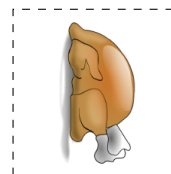
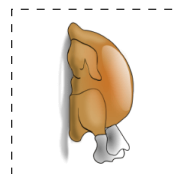

5.



6.



Cut-outs



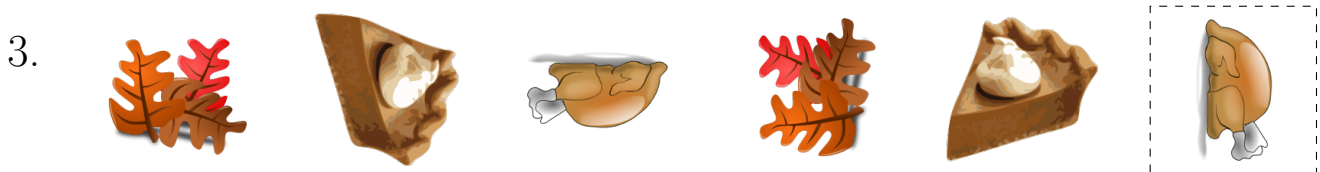




Images from Openclipart.org

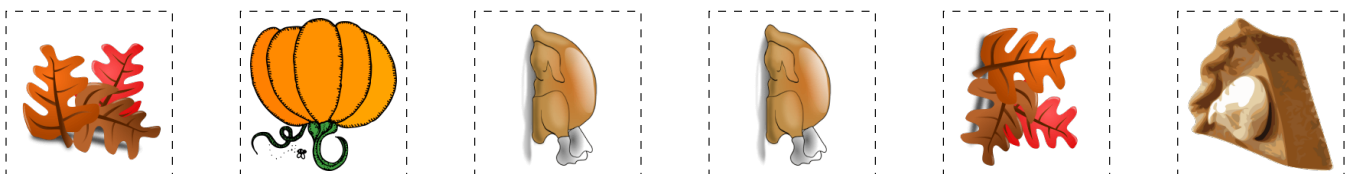
Happy Thanksgiving from Math-Drills.com!

# Thanksgiving Patterns (I) Answers

Cut and paste a picture that continues each pattern.



Cut-outs









Images from Openclipart.org


Happy Thanksgiving from Math-Drills.com!











# Thanksgiving Patterns (J)

Cut and paste a picture that continues each pattern.



1.      

2.      


3.      

4.      

5.      

6.      

Cut-outs

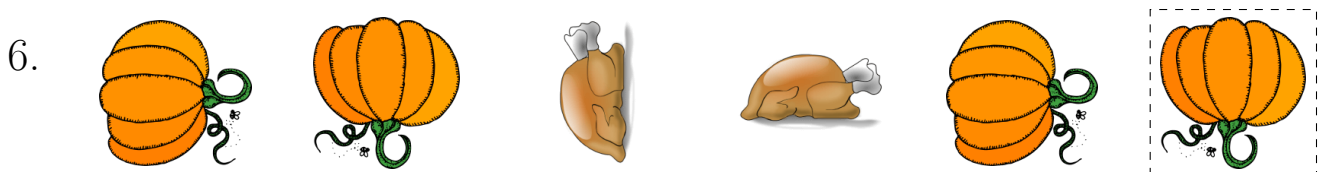






Images from Openclipart.org

Happy Thanksgiving from Math-Drills.com!

# Thanksgiving Patterns (J) Answers

Cut and paste a picture that continues each pattern.



Cut-outs



Images from Openclipart.org

Happy Thanksgiving from Math-Drills.com!