













Thanksgiving Patterns (A)

Cut and paste a picture that continues each pattern.

1.      

2.      

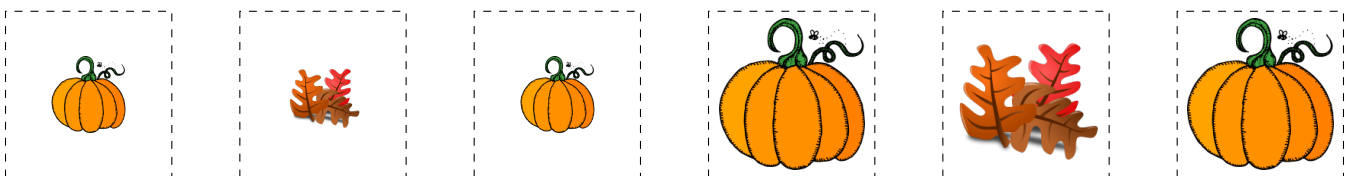
3.      

4.      

5.      

6.      

Cut-outs





Images from Openclipart.org

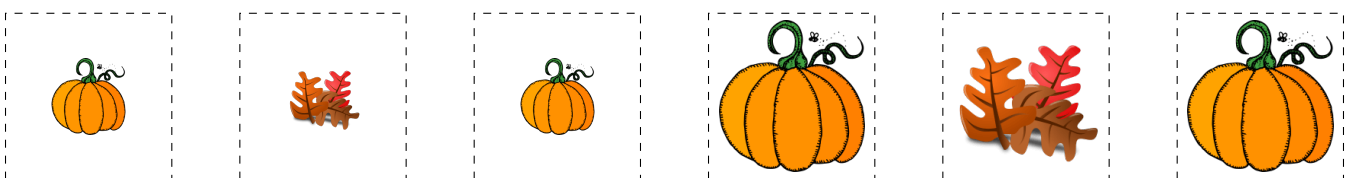
Happy Thanksgiving from Math-Drills.com!

Thanksgiving Patterns (A) Answers

Cut and paste a picture that continues each pattern.



Cut-outs



Images from Openclipart.org

Happy Thanksgiving from Math-Drills.com!