


# Thanksgiving Patterns (D)

Cut and paste a picture that continues each pattern.

1.



2.



3.



4.



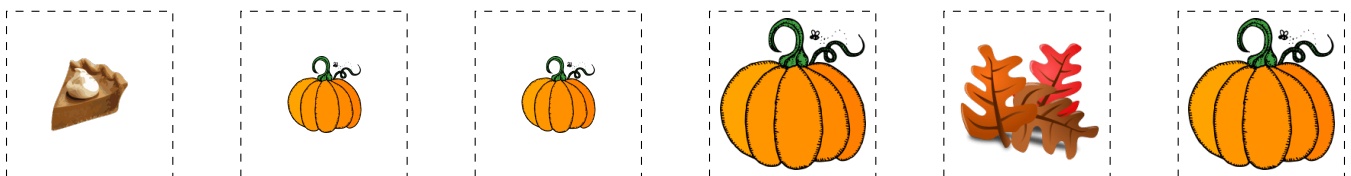
5.



6.



## Cut-outs



Images from [Openclipart.org](http://Openclipart.org)

Happy Thanksgiving from [Math-Drills.com](http://Math-Drills.com)!


# Thanksgiving Patterns (D) Answers

Cut and paste a picture that continues each pattern.

1.




2.



3.



4.



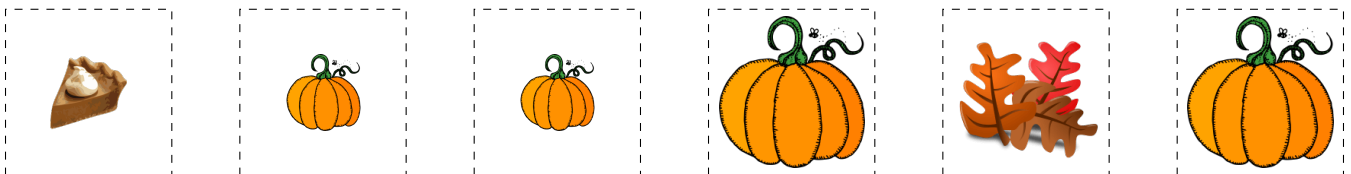
5.



6.



Cut-outs



Images from [Openclipart.org](http://Openclipart.org)

Happy Thanksgiving from [Math-Drills.com](http://Math-Drills.com)!