


Thanksgiving Patterns (C)

Cut and paste a picture that continues each pattern.


1.




2.



3.




4.



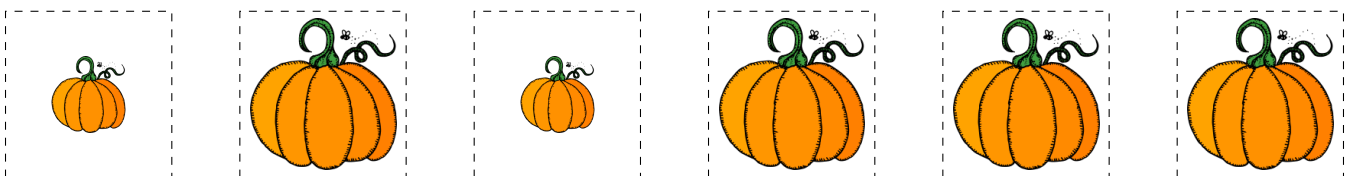
5.



6.



Cut-outs






Images from Openclipart.org

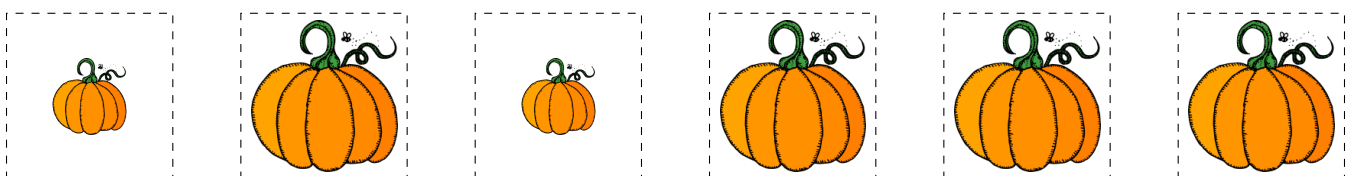
Happy Thanksgiving from Math-Drills.com!

Thanksgiving Patterns (C) Answers

Cut and paste a picture that continues each pattern.



Cut-outs



Images from Openclipart.org

Happy Thanksgiving from Math-Drills.com!