





Thanksgiving Patterns (G)

Cut and paste a picture that continues each pattern.

1.  

2.  


3.  

4.  

5.  

6.  

Cut-outs





Images from Openclipart.org


Happy Thanksgiving from Math-Drills.com!

Thanksgiving Patterns (G) Answers

Cut and paste a picture that continues each pattern.



Cut-outs



Images from Openclipart.org

Happy Thanksgiving from Math-Drills.com!