



# Thanksgiving Patterns (J)

Cut and paste a picture that continues each pattern.


1.




2.



3.




4.




5.



6.



## Cut-outs



Images from [Openclipart.org](https://openclipart.org/)

Happy Thanksgiving from [Math-Drills.com!](https://math-drills.com/)


# Thanksgiving Patterns (J) Answers

Cut and paste a picture that continues each pattern.

1.




2.



3.



4.



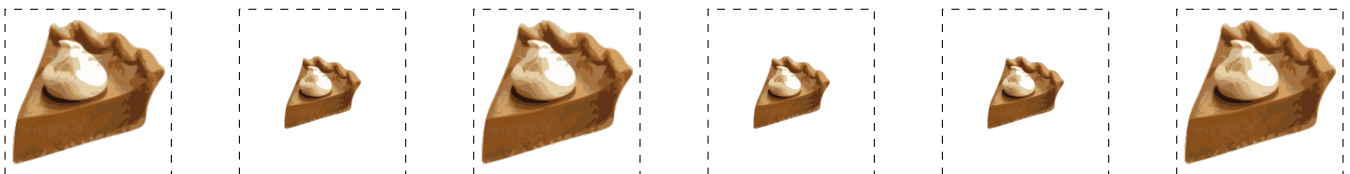
5.



6.



Cut-outs



Images from [Openclipart.org](https://openclipart.org/)

Happy Thanksgiving from [Math-Drills.com!](https://math-drills.com/)