



Thanksgiving Patterns (D)

Cut and paste a picture that continues each pattern.


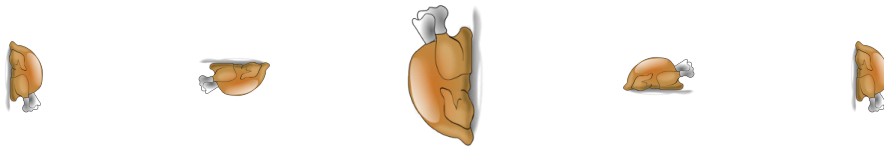
1.



2.




3.





4.



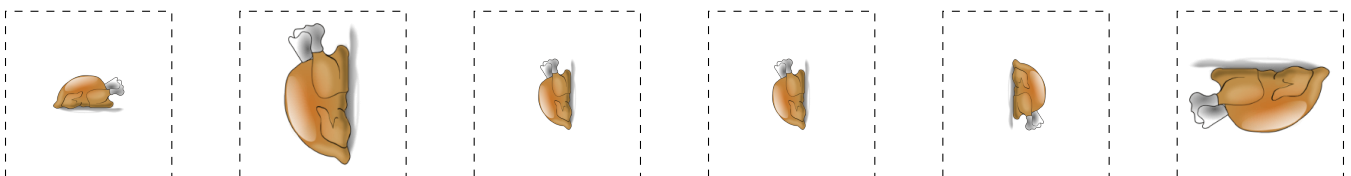
5.



6.



Cut-outs




Images from Openclipart.org

Happy Thanksgiving from Math-Drills.com!


Thanksgiving Patterns (D) Answers

Cut and paste a picture that continues each pattern.


1.



2.



3.



4.



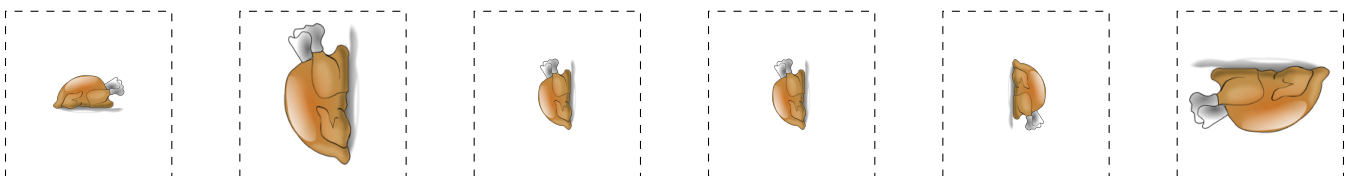
5.



6.



Cut-outs



Images from Openclipart.org

Happy Thanksgiving from Math-Drills.com!