

Reading Time on Analog Clocks (A)

Name: _____

Date: _____

Read each time and write it in the space under the clock.

1.



2.



3.



4.



Reading Time on Analog Clocks (A) Answers

Name: _____


Date: _____

Read each time and write it in the space under the clock.


1.




2.



3.



4.



Reading Time on Analog Clocks (B)

Name: _____

Date: _____

Read each time and write it in the space under the clock.

1.



2.



3.



4.



Reading Time on Analog Clocks (B) Answers

Name: _____

Date: _____

Read each time and write it in the space under the clock.

1.



An analog clock with a blue border and a white face. The hour hand is at 9 and the minute hand is at 12. The numbers 1 through 12 are around the perimeter. Between the numbers, there are smaller numbers: 13, 14, 15, 16, 17, 18, 19, 20, 21, 22, 23. Below the clock, there is a sun icon on the left labeled "Noon" and a moon icon on the right labeled "Midnight".

21:00

2.



An analog clock with a blue border and a white face. The hour hand is at 1 and the minute hand is at 12. The numbers 1 through 12 are around the perimeter. Between the numbers, there are smaller numbers: 13, 14, 15, 16, 17, 18, 19, 20, 21, 22, 23. Below the clock, there is a moon icon on the left labeled "Midnight" and a sun icon on the right labeled "Noon".

01:00


3.



An analog clock with a blue border and a white face. The hour hand is at 1 and the minute hand is at 12. The numbers 1 through 12 are around the perimeter. Between the numbers, there are smaller numbers: 13, 14, 15, 16, 17, 18, 19, 20, 21, 22, 23. Below the clock, there is a sun icon on the left labeled "Noon" and a moon icon on the right labeled "Midnight".

13:00

4.



An analog clock with a blue border and a white face. The hour hand is at 11 and the minute hand is at 12. The numbers 1 through 12 are around the perimeter. Between the numbers, there are smaller numbers: 13, 14, 15, 16, 17, 18, 19, 20, 21, 22, 23. Below the clock, there is a moon icon on the left labeled "Midnight" and a sun icon on the right labeled "Noon".

11:00


Reading Time on Analog Clocks (C)

Name: _____

Date: _____

Read each time and write it in the space under the clock.


1.



Midnight

Noon


2.



Midnight

Noon


3.



Noon

Midnight

4.



Noon

Midnight


Reading Time on Analog Clocks (C) Answers

Name: _____

Date: _____

Read each time and write it in the space under the clock.

1.




Midnight

Noon

03:00

2.




Midnight

Noon

07:00

3.




Noon

Midnight

13:00

4.



Noon

Midnight

19:00

Reading Time on Analog Clocks (D)

Name: _____

Date: _____

Read each time and write it in the space under the clock.

1.



2.



3.



4.



Reading Time on Analog Clocks (D) Answers

Name: _____

Date: _____

Read each time and write it in the space under the clock.

1.




2.



3.



4.




Reading Time on Analog Clocks (E)

Name: _____

Date: _____

Read each time and write it in the space under the clock.

1.




Noon



Midnight

2.




Noon



Midnight

3.




Midnight



Noon

4.



Midnight



Noon


Reading Time on Analog Clocks (E) Answers

Name: _____


Date: _____

Read each time and write it in the space under the clock.

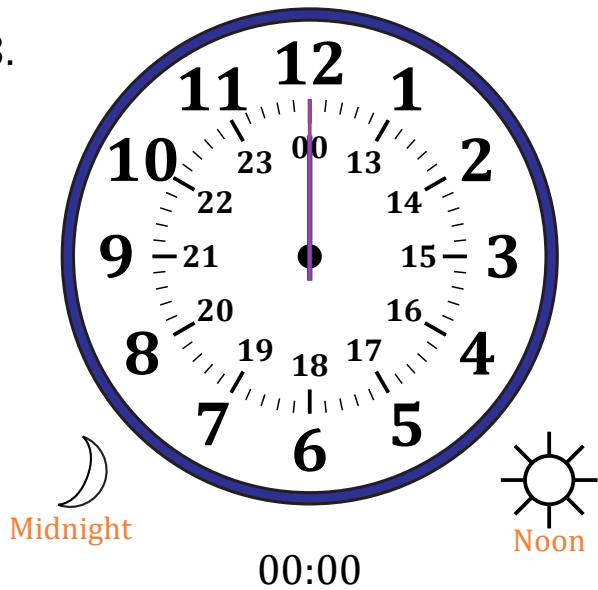
1.



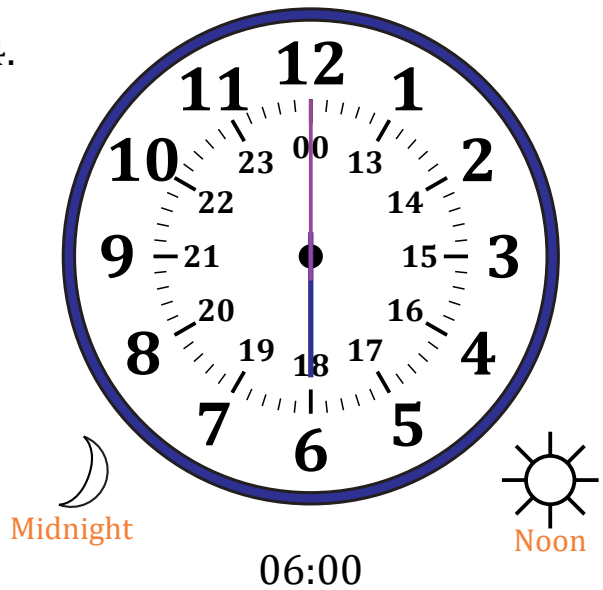
2.



3.



4.



Reading Time on Analog Clocks (F)

Name: _____

Date: _____

Read each time and write it in the space under the clock.

1.



2.



3.



4.



Reading Time on Analog Clocks (F) Answers

Name: _____


Date: _____

Read each time and write it in the space under the clock.


1.



2.



3.



4.



Reading Time on Analog Clocks (G)

Name: _____

Date: _____

Read each time and write it in the space under the clock.

1.



2.



3.



4.



Reading Time on Analog Clocks (G) Answers

Name: _____

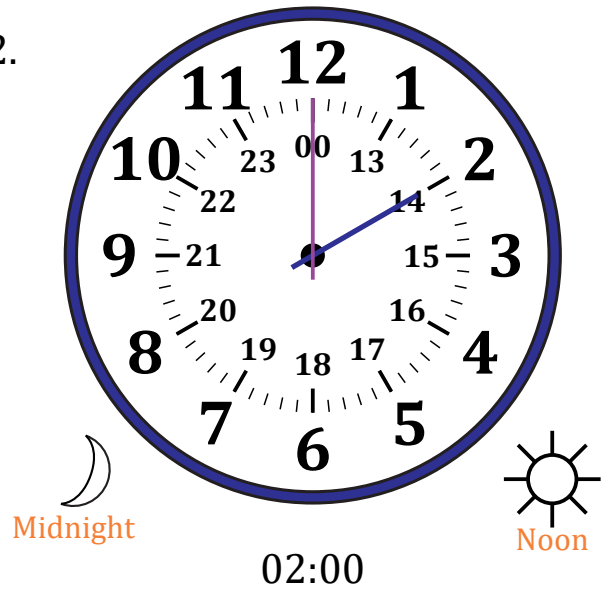
Date: _____

Read each time and write it in the space under the clock.


1.



2.



3.



4.




Reading Time on Analog Clocks (H)

Name: _____

Date: _____

Read each time and write it in the space under the clock.


1.



Midnight

Noon


2.



Midnight

Noon


3.



Noon

Midnight

4.



Noon

Midnight


Reading Time on Analog Clocks (H) Answers

Name: _____

Date: _____

Read each time and write it in the space under the clock.

1.




Midnight

Noon

10:00

2.




Midnight

Noon

01:00

3.




Noon

Midnight

12:00

4.



Noon

Midnight

22:00


Reading Time on Analog Clocks (I)

Name: _____

Date: _____

Read each time and write it in the space under the clock.


1.



Midnight

Noon


2.



Noon

Midnight


3.



Noon

Midnight

4.



Midnight

Noon


Reading Time on Analog Clocks (I) Answers

Name: _____


Date: _____

Read each time and write it in the space under the clock.

1.





Midnight



Noon

07:00

2.




Noon



Midnight

23:00

3.




Noon




Midnight

17:00

4.



Midnight



Noon

01:00


Reading Time on Analog Clocks (J)

Name: _____

Date: _____

Read each time and write it in the space under the clock.

1.




Noon



Midnight

2.




Noon



Midnight

3.




Midnight



Noon

4.



Midnight



Noon

Reading Time on Analog Clocks (J) Answers

Name: _____

Date: _____

Read each time and write it in the space under the clock.


1.



2.



3.



4.

