

# Sketching Time on Analog Clocks (A)

Name: \_\_\_\_\_


Date: \_\_\_\_\_

Sketch each time on the clock face above it.


1.




2.



3.



4.



# Sketching Time on Analog Clocks (A) Answers

Name: \_\_\_\_\_


Date: \_\_\_\_\_

Sketch each time on the clock face above it.


1.




2.



3.



4.



# Sketching Time on Analog Clocks (B)

Name: \_\_\_\_\_

Date: \_\_\_\_\_

Sketch each time on the clock face above it.

1.




22:07

Noon

Midnight

Detailed description: A circular analog clock face with a blue border. The outer ring has numbers 1-12. The inner ring has numbers 00, 13, 14, 15, 16, 17, 18, 19, 20, 21, 22, 23. A sun icon is at the bottom left, and a moon icon is at the bottom right. The time 22:07 is written below the clock.

2.




02:27

Midnight

Noon

Detailed description: A circular analog clock face with a blue border. The outer ring has numbers 1-12. The inner ring has numbers 00, 13, 14, 15, 16, 17, 18, 19, 20, 21, 22, 23. A moon icon is at the bottom left, and a sun icon is at the bottom right. The time 02:27 is written below the clock.

3.




13:02

Noon

Midnight

Detailed description: A circular analog clock face with a blue border. The outer ring has numbers 1-12. The inner ring has numbers 00, 13, 14, 15, 16, 17, 18, 19, 20, 21, 22, 23. A sun icon is at the bottom left, and a moon icon is at the bottom right. The time 13:02 is written below the clock.

4.



09:29

Midnight

Noon

Detailed description: A circular analog clock face with a blue border. The outer ring has numbers 1-12. The inner ring has numbers 00, 13, 14, 15, 16, 17, 18, 19, 20, 21, 22, 23. A moon icon is at the bottom left, and a sun icon is at the bottom right. The time 09:29 is written below the clock.


# Sketching Time on Analog Clocks (B) Answers

Name: \_\_\_\_\_

Date: \_\_\_\_\_

Sketch each time on the clock face above it.

1.



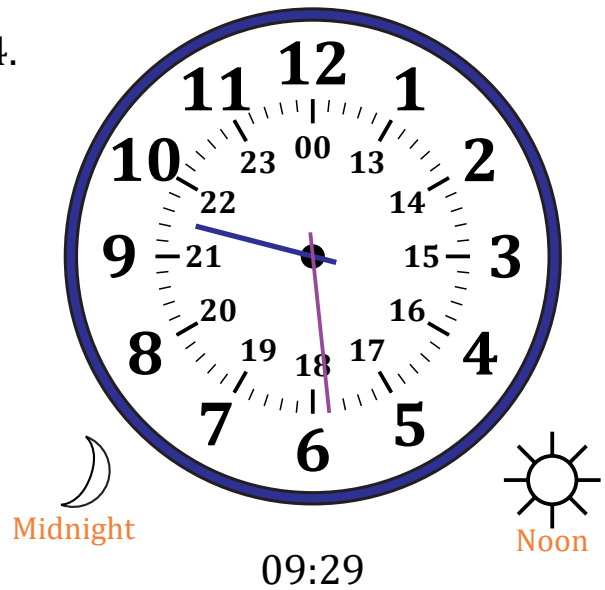
2.



3.



4.




# Sketching Time on Analog Clocks (C)

Name: \_\_\_\_\_


Date: \_\_\_\_\_

Sketch each time on the clock face above it.


1.




2.



3.



4.




# Sketching Time on Analog Clocks (C) Answers

Name: \_\_\_\_\_


Date: \_\_\_\_\_

Sketch each time on the clock face above it.

1.



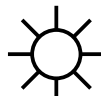

Midnight



Noon

02:23

2.




Noon




Midnight

20:47

3.



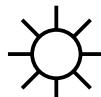

Midnight



Noon

06:56

4.



Noon



Midnight

16:44

# Sketching Time on Analog Clocks (D)

Name: \_\_\_\_\_


Date: \_\_\_\_\_

Sketch each time on the clock face above it.


1.




2.



3.



4.



# Sketching Time on Analog Clocks (D) Answers

Name: \_\_\_\_\_

Date: \_\_\_\_\_

Sketch each time on the clock face above it.

1.




2.



3.



4.






# Sketching Time on Analog Clocks (E)

Name: \_\_\_\_\_


Date: \_\_\_\_\_

Sketch each time on the clock face above it.

1.




2.



3.



4.



# Sketching Time on Analog Clocks (E) Answers

Name: \_\_\_\_\_


Date: \_\_\_\_\_

Sketch each time on the clock face above it.

1.




2.



3.



4.




# Sketching Time on Analog Clocks (F)

Name: \_\_\_\_\_

Date: \_\_\_\_\_

Sketch each time on the clock face above it.

1.




Midnight



Noon

04:22

2.




Noon

14:26

Midnight

3.




Midnight



Noon

09:13

4.



Midnight



Noon

21:03


# Sketching Time on Analog Clocks (F) Answers

Name: \_\_\_\_\_

Date: \_\_\_\_\_

Sketch each time on the clock face above it.

1.




Midnight



Noon

04:22

2.




Noon

Midnight

14:26

3.




Midnight



Noon

09:13

4.



Midnight



Noon

21:03


# Sketching Time on Analog Clocks (G)

Name: \_\_\_\_\_

Date: \_\_\_\_\_

Sketch each time on the clock face above it.

1.




Midnight

Noon

01:33

2.




Noon

Midnight

13:04

3.




Midnight

Noon

07:23

4.



Noon

Midnight

23:18


# Sketching Time on Analog Clocks (G) Answers

Name: \_\_\_\_\_

Date: \_\_\_\_\_

Sketch each time on the clock face above it.

1.




  
Midnight

  
Noon

01:33

2.




  
Noon

  
Midnight

13:04

3.




  
Midnight

  
Noon

07:23

4.



  
Noon

  
Midnight

23:18


# Sketching Time on Analog Clocks (H)

Name: \_\_\_\_\_

Date: \_\_\_\_\_

Sketch each time on the clock face above it.

1.




  
Midnight

02:04

  
Noon

2.




  
Noon

20:09

  
Midnight

3.




  
Midnight

11:21

  
Noon

4.



  
Noon

15:48

  
Midnight


# Sketching Time on Analog Clocks (H) Answers

Name: \_\_\_\_\_

Date: \_\_\_\_\_

Sketch each time on the clock face above it.

1.




  
Midnight

02:04

  
Noon

2.




  
Noon

20:09

  
Midnight

3.




  
Midnight

11:21

  
Noon

4.



  
Noon

15:48

  
Midnight




# Sketching Time on Analog Clocks (I)

Name: \_\_\_\_\_


Date: \_\_\_\_\_

Sketch each time on the clock face above it.

1.



2.



3.



4.




# Sketching Time on Analog Clocks (I) Answers

Name: \_\_\_\_\_

Date: \_\_\_\_\_

Sketch each time on the clock face above it.

1.




Midnight

01:57

Noon

2.




Midnight

10:17

Noon

3.




Noon

23:13

Midnight

4.



Noon

14:03

Midnight


# Sketching Time on Analog Clocks (J)

Name: \_\_\_\_\_

Date: \_\_\_\_\_

Sketch each time on the clock face above it.

1.




Midnight

Noon

00:22

2.




Noon

Midnight

19:51

3.




Noon

Midnight

15:46

4.



Midnight

Noon

11:50


# Sketching Time on Analog Clocks (J) Answers

Name: \_\_\_\_\_

Date: \_\_\_\_\_

Sketch each time on the clock face above it.

1.




  
Midnight

  
Noon

00:22

2.




  
Noon

  
Midnight

19:51

3.




  
Noon

  
Midnight

15:46

4.



  
Midnight

  
Noon

11:50