

Sketching Time on Analog Clocks (A)

Name: _____

Date: _____

Sketch each time on the clock face above it.


1.




2.



3.



4.



Sketching Time on Analog Clocks (A) Answers

Name: _____

Date: _____

Sketch each time on the clock face above it.


1.




2.



3.



4.



Sketching Time on Analog Clocks (B)

Name: _____


Date: _____

Sketch each time on the clock face above it.


1.




2.



3.



4.



Sketching Time on Analog Clocks (B) Answers

Name: _____

Date: _____

Sketch each time on the clock face above it.

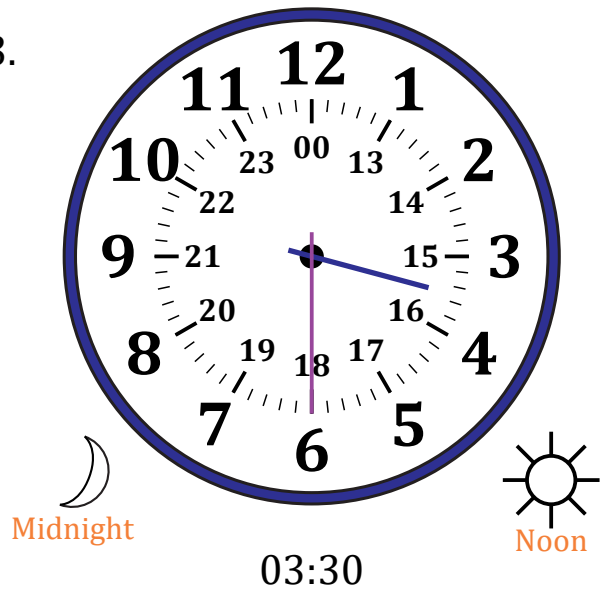
1.




2.



3.



4.




Sketching Time on Analog Clocks (C)

Name: _____

Date: _____

Sketch each time on the clock face above it.


1.



2.



3.



4.



Sketching Time on Analog Clocks (C) Answers

Name: _____


Date: _____

Sketch each time on the clock face above it.


1.



2.



3.



4.



Sketching Time on Analog Clocks (D)

Name: _____


Date: _____

Sketch each time on the clock face above it.


1.



2.



3.



4.



Sketching Time on Analog Clocks (D) Answers

Name: _____


Date: _____

Sketch each time on the clock face above it.


1.



2.



3.



4.




Sketching Time on Analog Clocks (E)

Name: _____


Date: _____

Sketch each time on the clock face above it.

1.




2.



3.



4.



Sketching Time on Analog Clocks (E) Answers

Name: _____


Date: _____

Sketch each time on the clock face above it.

1.




2.



3.



4.



Sketching Time on Analog Clocks (F)

Name: _____


Date: _____

Sketch each time on the clock face above it.


1.




2.



3.



4.



Sketching Time on Analog Clocks (F) Answers

Name: _____

Date: _____

Sketch each time on the clock face above it.


1.




2.



3.



4.




Sketching Time on Analog Clocks (G)

Name: _____


Date: _____

Sketch each time on the clock face above it.

1.




2.



3.



4.




Sketching Time on Analog Clocks (G) Answers

Name: _____

Date: _____

Sketch each time on the clock face above it.

1.




Midnight



Noon

06:30

2.




Midnight



Noon

02:00

3.




Noon



Midnight

15:30

4.



Noon



Midnight

19:00


Sketching Time on Analog Clocks (H)

Name: _____


Date: _____

Sketch each time on the clock face above it.


1.




2.



3.



4.



Sketching Time on Analog Clocks (H) Answers

Name: _____

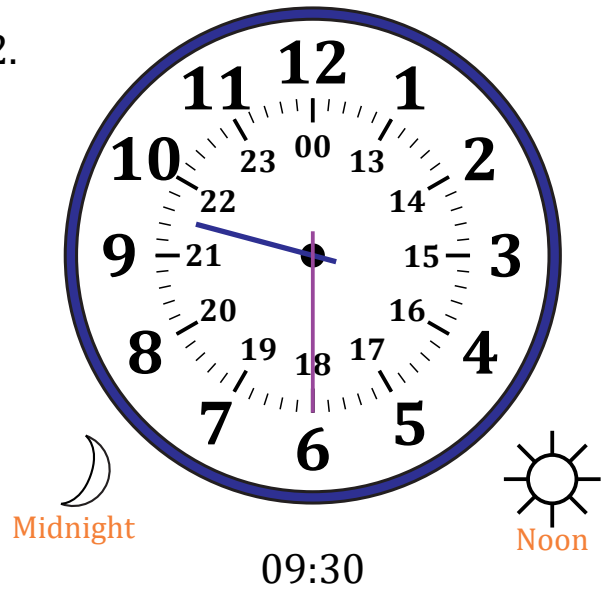
Date: _____

Sketch each time on the clock face above it.

1.




2.



3.



4.




Sketching Time on Analog Clocks (I)

Name: _____

Date: _____

Sketch each time on the clock face above it.

1.




2.



3.



4.



Sketching Time on Analog Clocks (I) Answers

Name: _____

Date: _____

Sketch each time on the clock face above it.

1.




2.



3.



4.




Sketching Time on Analog Clocks (J)

Name: _____

Date: _____

Sketch each time on the clock face above it.

1.





Midnight


Noon

03:00

2.





Noon


Midnight

18:30

3.





Midnight


Noon

06:30

4.




Noon


Midnight

16:00


Sketching Time on Analog Clocks (J) Answers

Name: _____

Date: _____

Sketch each time on the clock face above it.

1.





Midnight


Noon

03:00

2.





Noon


Midnight

18:30

3.





Midnight


Noon

06:30

4.




Noon


Midnight

16:00