


Sketching Time on Analog Clocks (E)

Name: _____

Date: _____

Sketch each time on the clock face above it.

1.




Midnight

Noon

05:26:40

Detailed description: An analog clock face with a red border. The outer ring has numbers 1-12. The inner ring has numbers 00, 13, 26, 39, 52, 05, 18, 31, 44, 57, 00, 13, 26, 39. The clock is labeled 'Midnight' on the left and 'Noon' on the right. Below the clock is the time '05:26:40' underlined.

2.




Midnight

Noon

10:45:00

Detailed description: An analog clock face with a red border. The outer ring has numbers 1-12. The inner ring has numbers 00, 13, 26, 39, 52, 05, 18, 31, 44, 57, 00, 13, 26, 39. The clock is labeled 'Midnight' on the left and 'Noon' on the right. Below the clock is the time '10:45:00' underlined.

3.




Noon

Midnight

19:56:20

Detailed description: An analog clock face with a red border. The outer ring has numbers 1-12. The inner ring has numbers 00, 13, 26, 39, 52, 05, 18, 31, 44, 57, 00, 13, 26, 39. The clock is labeled 'Noon' on the left and 'Midnight' on the right. Below the clock is the time '19:56:20' underlined.

4.



Noon

Midnight

12:43:45

Detailed description: An analog clock face with a red border. The outer ring has numbers 1-12. The inner ring has numbers 00, 13, 26, 39, 52, 05, 18, 31, 44, 57, 00, 13, 26, 39. The clock is labeled 'Noon' on the left and 'Midnight' on the right. Below the clock is the time '12:43:45' underlined.