


# Sketching Time on Analog Clocks (B)

Name: \_\_\_\_\_

Date: \_\_\_\_\_

Sketch each time on the clock face above it.

1.



Midnight

Noon

05:23:00

Detailed description: A circular analog clock face with a red border. The outer ring has numbers 1-12. The inner ring has numbers 00, 13, 23, 22, 21, 20, 19, 18, 17, 16, 15, 14. A crescent moon icon is at the 9 o'clock position, and a sun icon is at the 3 o'clock position. The time 05:23:00 is written below the clock.

2.




Midnight

Noon

10:13:45

Detailed description: A circular analog clock face with a red border. The outer ring has numbers 1-12. The inner ring has numbers 00, 13, 23, 22, 21, 20, 19, 18, 17, 16, 15, 14. A crescent moon icon is at the 9 o'clock position, and a sun icon is at the 3 o'clock position. The time 10:13:45 is written below the clock.

3.




Noon

Midnight

18:52:15

Detailed description: A circular analog clock face with a red border. The outer ring has numbers 1-12. The inner ring has numbers 00, 13, 23, 22, 21, 20, 19, 18, 17, 16, 15, 14. A sun icon is at the 9 o'clock position, and a crescent moon icon is at the 3 o'clock position. The time 18:52:15 is written below the clock.

4.



Noon

Midnight

13:00:30

Detailed description: A circular analog clock face with a red border. The outer ring has numbers 1-12. The inner ring has numbers 00, 13, 23, 22, 21, 20, 19, 18, 17, 16, 15, 14. A sun icon is at the 9 o'clock position, and a crescent moon icon is at the 3 o'clock position. The time 13:00:30 is written below the clock.


# Sketching Time on Analog Clocks (B) Answers

Name: \_\_\_\_\_

Date: \_\_\_\_\_

Sketch each time on the clock face above it.


1.



2.



3.



4.

