


Sketching Time on Analog Clocks (B)

Name: _____

Date: _____


Sketch each time on the clock face above it.

1.




A circular analog clock face with a red border. The outer ring has numbers 1 through 12. The inner ring has numbers 00 through 23. The clock is labeled with 'Midnight' on the left and 'Noon' on the right. Below the clock is the time 05:23:00.

2.




A circular analog clock face with a red border. The outer ring has numbers 1 through 12. The inner ring has numbers 00 through 23. The clock is labeled with 'Midnight' on the left and 'Noon' on the right. Below the clock is the time 10:13:45.

3.



A circular analog clock face with a red border. The outer ring has numbers 1 through 12. The inner ring has numbers 00 through 23. The clock is labeled with 'Noon' on the left and 'Midnight' on the right. Below the clock is the time 18:52:15.

4.



A circular analog clock face with a red border. The outer ring has numbers 1 through 12. The inner ring has numbers 00 through 23. The clock is labeled with 'Noon' on the left and 'Midnight' on the right. Below the clock is the time 13:00:30.