


# Sketching Time on Analog Clocks (E)

Name: \_\_\_\_\_

Date: \_\_\_\_\_

Sketch each time on the clock face above it.

1.




Midnight

Noon

02:46:15

Detailed description: A circular analog clock face with a red border. The outer ring is marked with numbers 1 through 12. The inner ring is marked with numbers 00, 13, 14, 15, 16, 17, 18, 19, 20, 21, 22, 23. A crescent moon icon is on the left and a sun icon is on the right. The time 02:46:15 is written below the clock.

2.




Noon

Midnight

22:02:45

Detailed description: A circular analog clock face with a red border. The outer ring is marked with numbers 1 through 12. The inner ring is marked with numbers 00, 13, 14, 15, 16, 17, 18, 19, 20, 21, 22, 23. A sun icon is on the left and a crescent moon icon is on the right. The time 22:02:45 is written below the clock.

3.




Noon

Midnight

13:51:00

Detailed description: A circular analog clock face with a red border. The outer ring is marked with numbers 1 through 12. The inner ring is marked with numbers 00, 13, 14, 15, 16, 17, 18, 19, 20, 21, 22, 23. A sun icon is on the left and a crescent moon icon is on the right. The time 13:51:00 is written below the clock.

4.



Midnight

Noon

09:18:30

Detailed description: A circular analog clock face with a red border. The outer ring is marked with numbers 1 through 12. The inner ring is marked with numbers 00, 13, 14, 15, 16, 17, 18, 19, 20, 21, 22, 23. A crescent moon icon is on the left and a sun icon is on the right. The time 09:18:30 is written below the clock.


# Sketching Time on Analog Clocks (E) Answers

Name: \_\_\_\_\_

Date: \_\_\_\_\_

Sketch each time on the clock face above it.

1.




Midnight

Noon

02:46:15

2.




Noon

Midnight

22:02:45

3.




Noon

Midnight

13:51:00

4.



Midnight

Noon

09:18:30