


Sketching Time on Analog Clocks (E)

Name: _____

Date: _____

Sketch each time on the clock face above it.

1.




Midnight

Noon

02:46:15

Detailed description: A circular analog clock face with a red border. The outer ring has numbers 1 through 12. The inner ring has numbers 00, 13, 14, 15, 16, 17, 18, 19, 20, 21, 22, 23. The clock is labeled 'Midnight' on the left and 'Noon' on the right. Below the clock is the time '02:46:15' underlined.

2.




Noon

Midnight

22:02:45

Detailed description: A circular analog clock face with a red border. The outer ring has numbers 1 through 12. The inner ring has numbers 00, 13, 14, 15, 16, 17, 18, 19, 20, 21, 22, 23. The clock is labeled 'Noon' on the left and 'Midnight' on the right. Below the clock is the time '22:02:45' underlined.

3.




Noon

Midnight

13:51:00

Detailed description: A circular analog clock face with a red border. The outer ring has numbers 1 through 12. The inner ring has numbers 00, 13, 14, 15, 16, 17, 18, 19, 20, 21, 22, 23. The clock is labeled 'Noon' on the left and 'Midnight' on the right. Below the clock is the time '13:51:00' underlined.

4.



Midnight

Noon

09:18:30

Detailed description: A circular analog clock face with a red border. The outer ring has numbers 1 through 12. The inner ring has numbers 00, 13, 14, 15, 16, 17, 18, 19, 20, 21, 22, 23. The clock is labeled 'Midnight' on the left and 'Noon' on the right. Below the clock is the time '09:18:30' underlined.